



Club Health Assessment for District A 1 through April 2025

			Status	Membership							Reports					Finance		LCIF
Club Number	Club Name	Charter Date		Current Member Count	YTD Members Added	YTD Members Dropped	YTD Net Growth	YTD Net Growth%	Member Count 12 Months Ago	Avg. length of service for dropped members	Months Since Last MMR ***	Yrs. Since Last Officer Report	President Rotation	Vice President Reported ****	Months Since Last Activity Report ***	Account Balance	Donations for current Fiscal Year	
			Number of times on status quo within last two years	If below 15 members appears				If net loss is greater than 20% appears			If no report in 3 months appears in	When more than one year appears in	Number of repeat terms	Notes the officers that do not have appears in an active	If no report at 12 months red			
Clubs more than two years old																		
14505	AILS CRAIG & DISTRICT	05/12/1971	Active	23	2	5	-3	-11.54%	26	8	0			N	SC	2	\$111.24	
Exc Award (06/30/2017, 06/30/2018, 06/30/20																		
14507	ARKONA	02/21/1948	Active	21	0	1	-1	-4.55%	23	18	7		8	N	P,T	5	\$1,265.07	
Exc Award (06/30/2021)																		
14508	BELLE RIVER	12/14/1944	Active	48	2	3	-1	-2.04%	46	6	0		None		P,M,VP	1	\$281.83	
Exc Award (06/30/2017, 06/30/2018, 06/30/20																		
14509	BELMONT	11/19/1956	Active	35	7	3	4	12.90%	34	25	2			N		3	\$99.28	
14511	CHATHAM	03/24/1949	Active	21	7	2	5	31.25%	18	0	0			N		0	\$903.41	
Exc Award (06/30/2018, 06/30/2019, 06/30/20																		
14512	DELAWARE	03/24/1971	Active	60	1	0	1	1.69%	60		9		None		P,M,VP,SC	10	\$71.94	
14513	DORCHESTER	04/14/1954	Active	54	5	9	-4	-6.90%	57	19	0			N	M,SC	0	\$1,567.98	
Exc Award (06/30/2019, 06/30/2020, 06/30/20																		
14538	DUTTON & DISTRICT	11/03/1966	Active	27	7	1	6	28.57%	23	2	0			N		0	\$677.52	
Exc Award (06/30/2018, 06/30/2020, 06/30/20																		
29799	GLENCOE DISTRICT	09/12/1974	Active	36	0	0	0	0.00%	37		1				S,T,M,VP,SC	18	\$669.62	
40119	HIGHGATE & DIST	06/30/1981	Active	19	1	1	0	0.00%	20	7	0		2	R	M,SC	1		
38598	HYDE PARK & DISTRICT L C	06/02/1980	Active	42	3	4	-1	-2.33%	40	8	1			N		10	\$143.95	
Exc Award (06/30/2017, 06/30/2023, 06/30/20																		
14515	ILDERTON & DISTRICT L C	04/27/1954	Active	47	6	8	-2	-4.08%	50	15	2			N	T	10	\$342.52	
14516	KINGSVILLE	05/03/1933	Active	21	0	0	0	0.00%	28		6		2	R	M,SC	6		
Exc Award (06/30/2021)																		
33216	LAMBETH	01/19/1977	Active	20	0	1	-1	-4.76%	23	11	4			N		17	\$618.11	
Exc Award (06/30/2021, 06/30/2023)																		
14517	LEAMINGTON	12/11/1925	Active	12	0	2	-2	-14.29%	14	9	4		8	N	M,SC	18		
43015	LIGHTHOUSE COVE & DIST	09/16/1983	Active	17	0	4	-4	-19.05%	21	4	2		2		P,M,VP,SC	24+	90+ Days	
Exc Award (06/30/2021)																		
14518	LONDON CENTRAL	06/28/1921	Active	33	5	8	-3	-8.33%	31	7	0			N	SC	0	\$3,144.39	



Club Health Assessment for District A 1 through April 2025

			Status	Membership							Reports					Finance		LCIF
Club Number	Club Name	Charter Date		Current Member Count	YTD Members Added	YTD Members Dropped	YTD Net Growth	YTD Net Growth%	Member Count 12 Months Ago	Avg. length of service for dropped members	Months Since Last MMR ***	Yrs. Since Last Officer Report	President Rotation	Vice President Reported ****	Months Since Last Activity Report ***	Account Balance	Donations for current Fiscal Year	
			Number of times on status quo within last two years	If below 15 members appears				If net loss is greater than 20% appears			If no report in 3 months appears in	When more than one year appears in	Number of repeat terms	Notes the officers that do not have an active	If no report at 12 months appears in red			
14519	LONDON EAST	03/13/1951	Active	23	2	2	0	0.00%	23	10	2			N	0		\$1,925.75	
Exc Award (06/30/2024)																		
136643	London West	11/27/2018	Active	9	5	0	5	125.00%	9		6			N	13	90+ Days		
14523	LUCAN DISTRICT L C	09/13/1948	Active	40	0	0	0	0.00%	40		6		2		M,VP,SC	4	\$6,917.63	
38049	MELBOURNE & DISTRICT L C	02/29/1980	Active	20	2	1	1	5.26%	19	9	4			N	10			
14524	MT BRYDGES	04/30/1948	Active	39	3	3	0	0.00%	42	43	2			N	13			
14525	PARKHILL	05/22/1939	Active	19	0	3	-3	-13.64%	22	13	0		6	N	18		\$719.44	
14526	PETROLIA	10/24/1932	Active	65	6	1	5	8.33%	61	0	0			N	0		\$3,372.13	
Exc Award (06/30/2017, 06/30/2023)																		
36718	POPLAR HILL & DISTRICT L C	03/22/1979	Active	34	4	2	2	6.25%	33	34	5				VP,SC	0	\$427.89	
Exc Award (06/30/2018)																		
14527	PORT STANLEY	11/04/1959	Active	30	1	1	0	0.00%	27	1	0			R	11			
Exc Award (06/30/2023)																		
143347	Port Stanley Lioness	10/29/2020	Active	20	0	2	-2	-9.09%	21	1	3		2	R	4			
Exc Award (06/30/2023)																		
14528	RODNEY	12/22/1972	Active	19	0	0	0	0.00%	19		11		2	R	24			
14530	SARNIA	09/21/1932	Active	12	1	3	-2	-14.29%	14	13	1		2		M,VP,SC	24+		
14529	ST THOMAS	10/28/1930	Active	14	1	3	-2	-12.50%	17	6	4			N	3		\$242.25	
Exc Award (06/30/2021, 06/30/2023)																		
14533	STRATHROY	05/29/1924	Active	48	4	8	-4	-7.69%	52	13	0			N	4		\$27.78	
14535	Thorndale	04/28/1947	Active	37	4	5	-1	-2.63%	38	14	2		None		P,M,VP,SC	5	\$1,060.85	
Exc Award (06/30/2016)																		
14536	TILBURY	06/22/1934	Active(1)	33	0	0	0	0.00%	32		6			N	24+			
14539	WHEATLEY	12/02/1948	Active	9	0	0	0	0.00%	9		0		6	R	4	90+ Days	\$74.03	
Exc Award (06/30/2017, 06/30/2018)																		
14540	WINDSOR	03/12/1920	Active	36	1	3	-2	-5.26%	37	27	3		2	N	14		\$629.37	
14543	WYOMING	03/18/1953	Active	58	3	3	0	0.00%	58	26	0			N	18		\$4,592.90	



Club Health Assessment for District A 1 through April 2025

			Status	Membership							Reports					Finance	LCIF
Club Number	Club Name	Charter Date		Current Member Count	YTD Members Added	YTD Members Dropped	YTD Net Growth	YTD Net Growth%	Member Count 12 Months Ago	Avg. length of service for dropped members	Months Since Last MMR ***	Yrs. Since Last Officer Report	President Rotation	Vice President Reported ****	Months Since Last Activity Report ***	Account Balance	Donations for current Fiscal Year
			Number of times on status quo within last two years	If below 15 members appears				If net loss is greater than 20% appears			If no report in 3 months appears in	When more than one year appears in	Number of repeat terms	Notes the officers that do not have an active	If no report at 12 months appears in red		
146090	Wyoming Lioness Exc Award (06/30/2023)	05/03/2021	Active	16	1	3	-2	-11.11%	17	2	0		None	N P,M,SC	6		\$132.25

Clubs Cancelled Previous Fiscal Year – Clubs Cancelled within last 12 months may be reinstated

Club Number	Club Name	Charter Date	Current Status*	Cancellation Date
14532	STONEY POINT	05/07/1971	Cancelled(6*)	01/29/2024

Current Total Clubs Count	YTD New Clubs Count	YTD Cancelled Clubs Count	YTD Net Club Gain	Current Total Members Count	YTD Add	YTD Drop	YTD Net Growth	YTD Net Growth %	Member Count 12 Months Ago	Average Member Count Per Club	% of Clubs with less than 20 members	% No MMR in 3 Months	% No Officer Report in 12 Months	% of Clubs with balance 90+ days	Number of Clubs in Status Quo	% Status Quo Clubs in Financial Suspension	Number of Cancelled Clubs	Average Cancelled Club Age	Members Lost Due to Cancellation	% of Clubs Cancelled for Non-Financial Reasons
37	0	0	0	1,117	84	95	-11	-0.98%	1,141	30	27%	38%	0%	8%	0	0%	0	0	0	0%

* - P - Priority Club. Cancellation Reasons: 1-Objectives/conduct, 2-Non-active club, 5-Non-existing club, 6-Disbanding, 7-Merger, 8-Financial Suspension, 9-District/Multiple District Dues.

** - Abbreviation: P-President, S-Secretary, T-Treasurer, M-Member Chairperson, VP-First Vice President, MC-Communications Chairperson, SC-Service Chairperson

*** - Abbreviation: N/R - Never reported using the Lions Clubs website, N/A - Not applicable, No password registered for the Lions Clubs website.

**** - Abbreviation: N - New, IP - Immediate Past, R - Repeat.



Club Health Assessment for District A 2 through April 2025

			Status	Membership							Reports					Finance		LCIF
Club Number	Club Name	Charter Date		Current Member Count	YTD Members Added	YTD Members Dropped	YTD Net Growth	YTD Net Growth%	Member Count 12 Months Ago	Avg. length of service for dropped members	Months Since Last MMR ***	Yrs. Since Last Officer Report	President Rotation	Vice President Reported ****	Months Since Last Activity Report ***	Account Balance	Donations for current Fiscal Year	
			Number of times on status quo within last two years	If below 15 members appears				If net loss is greater than 20% appears			If no report in 3 months appears in	When more than one year appears in	Number of repeat terms	Notes the officers that do not have an active	If no report at 12 months appears in red			
Clubs less than two years old																		
158127	Long Point Lioness	04/11/2024	Active	28	7	1	6	27.27%	22	4	0			N	M,SC	0	\$208.29	
Clubs more than two years old																		
14544	BEAMSVILLE & DISTRICT Exc Award (06/30/2017, 06/30/2021)	04/17/1939	Active	27	0	1	-1	-3.57%	28	7	0				T,VP,SC	16	\$328.56	
14545	CALEDONIA	11/16/1960	Active	37	3	0	3	8.82%	35		0		2		VP,SC	13	\$500.00	
14547	CHIPPAWA Exc Award (06/30/2017)	08/25/1941	Active	31	2	4	-2	-6.06%	32	7	4			N	SC	0	\$694.28	
14548	COURTLAND & DISTRICT L C	07/28/1970	Active	14	1	0	1	7.69%	13		1		2		M,VP,SC	0		
35057	DEREHAM DISTRICT L C	02/14/1978	Active	10	0	0	0	0.00%	10		2				S,VP,SC	4	\$200.00	
14549	DUNNVILLE	04/29/1925	Active	25	8	1	7	38.89%	18	0	2				S,M,VP,SC	0	\$1,387.68	
14550	FENWICK	03/01/1949	Active	40	1	3	-2	-4.76%	42	20	6			R	SC	0	\$3,471.41	
14551	FISHERVILLE DISTRICT Exc Award (06/30/2017, 06/30/2018, 06/30/20)	02/25/1955	Active	40	2	0	2	5.26%	38		0			N		0	\$1,184.77	
14552	FONTHILL Exc Award (06/30/2022)	03/13/1945	Active	22	3	3	0	0.00%	23	20	0			N		0	\$1,780.36	
14553	FORT ERIE	02/25/1927	Active	25	3	4	-1	-3.85%	28	14	0		4		M,VP,SC	13	\$1,404.79	
14554	GRANTHAM	03/07/1952	Active(1)	49	5	12	-7	-12.50%	61	16	0			N	M,SC	19		
124338	Grimsby and District Exc Award (06/30/2016, 06/30/2018, 06/30/20)	03/16/2015	Active	43	7	6	1	2.38%	48	2	1			N		0	\$1,079.45	
14556	HAGERSVILLE DISTRICT Exc Award (06/30/2022, 06/30/2023, 06/30/20)	03/27/1962	Active	42	6	0	6	16.67%	38		0			N		0	\$1,402.48	
14558	JARVIS Exc Award (06/30/2016, 06/30/2017, 06/30/20)	01/23/1948	Active	69	7	5	2	2.99%	66	22	0			N	SC	1		
14559	JORDAN	03/31/1948	Active	11	0	0	0	0.00%	11		22		4		M,VP,SC	15	\$69.38	
14560	LANGTON	02/28/1952	Active	18	0	0	0	0.00%	18		17		2		VP,SC	0	\$107.92	
14561	LONG POINT	08/22/1938	Active	32	5	3	2	6.67%	28	4	0			N		0	\$1,738.26	




Club Health Assessment for District A 2 through April 2025

Club Number	Club Name	Charter Date	Status	Membership							Reports					Finance	LCIF
				Current Member Count	YTD Members Added	YTD Members Dropped	YTD Net Growth	YTD Net Growth%	Member Count 12 Months Ago	Avg. length of service for dropped members	Months Since Last MMR ***	Yrs. Since Last Officer Report	President Rotation	Vice President Reported ****	Months Since Last Activity Report ***	Account Balance	Donations for current Fiscal Year
			Number of times on status quo within last two years	If below 15 members appears				If net loss is greater than 20% appears			If no report in 3 months appears in	When more than one year appears in	Number of repeat terms	Notes the officers that do not have an active	If no report at 12 months appears in red		
14562	MERRITTON	11/30/1938	Active	47	2	3	-1	-2.08%	55	14	0			N	4		\$4,072.06
14563	NIAGARA	08/18/1941	Active	12	0	0	0	0.00%	12		13		3	R	P,M,VP	13	
151470	Niagara Cyber	06/27/2022	Active	19	8	3	5	35.71%	14	2	0			VP,SC	2		
14564	NIAGARA FALLS	06/02/1922	Active	18	0	3	-3	-14.29%	21	33	3		3	M,VP,SC	18		
14566	PORT COLBORNE	04/14/1922	Active	53	5	3	2	3.92%	55	25	0			N	SC	0	
Exc Award (06/30/2016, 06/30/2023)																	
14567	PORT DALHOUSIE	11/24/1947	Active	41	3	2	1	2.50%	37	19	1			N	VP	0	\$2,047.58
14568	PORT DOVER	08/31/1938	Active	64	8	6	2	3.23%	63	15	0			N		0	\$1,000.00
Exc Award (06/30/2022)																	
14569	RIDGEWAY	01/12/1931	Active	32	1	2	-1	-3.03%	35	21	1			N	SC	13	
147031	Ridgeway Lioness	06/26/2021	Active	16	0	0	0	0.00%	16		42	1	None	P,S,T,M,VP SC	N/A		
58121	SELKIRK	04/15/1996	Active	12	0	0	0	0.00%	13		10			R		0	
14573	SIMCOE	03/20/1931	Active	90	6	3	3	3.45%	89	19	1			N		0	\$36.14
60211	SIMCOE LYNN VALLEY	12/30/1997	Active	17	5	0	5	41.67%	13		3			N	M,SC	3	\$933.15
Exc Award (06/30/2023)																	
14950	SOUTH BRANT	03/07/1955	Active	15	0	2	-2	-11.76%	17	14	0		2	R	M,SC	0	\$563.16
55026	ST CATHARINES GARDEN CITY	11/01/1993	Active	8	0	0	0	0.00%	8		14			R	M,VP	6	
14571	ST DAVIDS DISTRICT	02/28/1963	Active	93	14	15	-1	-1.06%	100	12	0			N		4	\$2,267.09
Exc Award (06/30/2016, 06/30/2018, 06/30/2020)																	
14572	ST WILLIAMS	04/16/1959	Active	9	0	0	0	0.00%	9		15		4		P,M,VP,SC	13	
14575	STAMFORD	03/07/1957	Active	18	4	3	1	5.88%	19	2	0			N		0	\$996.34
108579	THOROLD	06/14/2010	Active	11	1	1	0	0.00%	10	14	5		5		M,VP,SC	0	\$74.03
Exc Award (06/30/2017)																	
14578	TILLSONBURG	10/10/1924	Active	42	7	3	4	10.53%	38	10	0				VP,SC	0	\$1,388.57
43231	TOWNSEND	12/05/1983	Active	26	1	2	-1	-3.70%	27	9	3		2	R	SC	0	\$348.96
Exc Award (06/30/2019, 06/30/2023)																	



Club Health Assessment for District A 2 through April 2025

			Status								Membership							Reports					Finance		LCIF
Club Number	Club Name	Charter Date			Current Member Count	YTD Members Added	YTD Members Dropped	YTD Net Growth	YTD Net Growth%	Member Count 12 Months Ago	Avg. length of service for dropped members	Months Since Last MMR ***	Yrs. Since Last Officer Report	President Rotation	Vice President Reported ****	Months Since Last Activity Report ***	Account Balance	Donations for current Fiscal Year							
			Number of times on status quo within last two years		If below 15 members appears				If net loss is greater than 20% appears			If no report in 3 months appears in	When more than one year appears in	Number of repeat terms		Notes the officers that do not have an active	If no report at 12 months appears in red								
14537	VIENNA	11/26/1945	Active		24	4	5	-1	-4.00%	34	2	0		None	R	P,SC	0								
14579	VITTORIA	10/09/1953	Active		14	0	0	0	0.00%	14		14		2		VP,SC	19								
14580	WAINFLEET	03/14/1957	Active		11	1	4	-3	-21.43%	14	2	0				P,M,VP,SC	0	\$200.00							
14581	WATERFORD	08/04/1938	Active		52	6	1	5	10.64%	49	1	0				VP,SC	0	\$3,358.88							
Exc Award (06/30/2023, 06/30/2024)																									
14582	WELLAND	04/03/1923	Active		26	7	0	7	36.84%	14		1		2	R	P,M	0	\$1,505.27							
Current Total Clubs Count	YTD New Clubs Count	YTD Cancelled Clubs Count	YTD Net Club Gain	Current Total Members Count	YTD Add	YTD Drop	YTD Net Growth	YTD Net Growth %	Member Count 12 Months Ago	Average Member Count Per Club	% of Clubs with less than 20 members	% No MMR in 3 Months	% No Officer Report in 12 Months	% of Clubs with balance 90+ days	Number of Clubs in Status Quo	% Status Quo Clubs in Financial Suspension	Number of Cancelled Clubs	Average Cancelled Club Age	Members Lost Due to Cancellation	% of Clubs Cancelled for Non-Financial Reasons					
43	0	0	0	1,333	143	104	39	3.01%	1,335	31	40%	33%	2%	2%	0	0%	0	0	0	0%					

* - P - Priority Club. Cancellation Reasons: 1-Objectives/conduct, 2-Non-active club, 5-Non-existing club, 6-Disbanding, 7-Merger, 8-Financial Suspension, 9-District/Multiple District Dues.

** - Abbreviation: P-President, S-Secretary, T-Treasurer, M-Member Chairperson, VP-First Vice President, MC-Communications Chairperson, SC-Service Chairperson

*** - Abbreviation: N/R - Never reported using the Lions Clubs website, N/A - Not applicable, No password registered for the Lions Clubs website.

**** - Abbreviation: N - New, IP - Immediate Past, R - Repeat.



Club Health Assessment for District A 3 through April 2025

			Status	Membership							Reports					Finance		LCIF
Club Number	Club Name	Charter Date		Current Member Count	YTD Members Added	YTD Members Dropped	YTD Net Growth	YTD Net Growth%	Member Count 12 Months Ago	Avg. length of service for dropped members	Months Since Last MMR ***	Yrs. Since Last Officer Report	President Rotation	Vice President Reported ****	Months Since Last Activity Report ***	Account Balance	Donations for current Fiscal Year	
			Number of times on status quo within last two years	If below 15 members appears				If net loss is greater than 20% appears			If no report in 3 months appears in	When more than one year appears in	Number of repeat terms	Notes the officers that do not have an active	If no report at 12 months appears in red			
Clubs more than two years old																		
31026	AMHERSTVIEW	06/30/1975	Active	29	10	5	5	20.83%	24	4	0		2	VP	0			
Exc Award (06/30/2018, 06/30/2020, 06/30/2022)																		
29368	APSLEY & DISTRICT L C	05/29/1974	Active	31	4	2	2	6.90%	33	25	0		2	R T,VP,SC	3			
14585	BANCROFT	09/06/1945	Active	21	2	2	0	0.00%	22	21	2			N M,SC	6		\$200.23	
Exc Award (06/30/2022, 06/30/2023, 06/30/2024)																		
111031	BATAWA	05/06/2011	Active(1)	22	2	2	0	0.00%	22	10	2		2	VP,SC	4			
Exc Award (06/30/2021, 06/30/2023)																		
38599	BATH & DIST L C	06/18/1980	Active	13	1	2	-1	-7.14%	16	18	0			N SC	24+			
Exc Award (06/30/2018, 06/30/2022)																		
14586	BELLEVILLE	02/04/1953	Active	26	2	6	-4	-13.33%	30	8	2		2	R SC	4			
Exc Award (06/30/2022)																		
14587	BEWDLEY & DISTRICT L C	05/07/1971	Active	20	2	0	2	11.11%	15		1		2	N SC	24+		\$348.96	
Exc Award (06/30/2016, 06/30/2023)																		
14588	BOWMANVILLE	04/26/1935	Active	25	0	0	0	0.00%	26		10		4	M,VP,SC	24	90+ Days		
Exc Award (06/30/2019)																		
14589	BRIGHTON	02/13/1946	Active	14	0	2	-2	-12.50%	18	50	2		None	P,M,VP,SC	13			
Exc Award (06/30/2021, 06/30/2022)																		
145705	Buckhorn District	03/17/2021	Active	38	3	1	2	5.56%	55	3	1			M,VP,SC	19			
Exc Award (06/30/2022)																		
14591	CAMPBELLFORD	07/23/1953	Active	14	0	2	-2	-12.50%	15	39	4		5	R SC	5		\$370.17	
29369	Chemung Lake, Bridgenorth, Ennismore District	05/29/1974	Active	16	0	0	0	0.00%	16		2			R SC	13		\$170.80	
Exc Award (06/30/2018, 06/30/2021, 06/30/2022)																		
14593	COBOURG	01/18/1950	Active	47	3	1	2	4.44%	44	13	0			N SC	4		\$890.27	
Exc Award (06/30/2016, 06/30/2018, 06/30/2020)																		
110245	COLBORNE & DISTRICT	01/27/2011	Active	16	2	0	2	14.29%	14		2			N SC	0			
Exc Award (06/30/2016, 06/30/2017, 06/30/2020)																		
60282	DENBIGH - GRIFFITH L C	01/12/1998	Active	11	2	0	2	22.22%	8		1		2	R SC	4		\$1,126.69	
Exc Award (06/30/2016, 06/30/2018)																		




Club Health Assessment for District A 3 through April 2025

			Status	Membership							Reports					Finance		LCIF
Club Number	Club Name	Charter Date		Current Member Count	YTD Members Added	YTD Members Dropped	YTD Net Growth	YTD Net Growth%	Member Count 12 Months Ago	Avg. length of service for dropped members	Months Since Last MMR ***	Yrs. Since Last Officer Report	President Rotation	Vice President Reported ****	Months Since Last Activity Report ***	Account Balance	Donations for current Fiscal Year	
			Number of times on status quo within last two years	If below 15 members appears				If net loss is greater than 20% appears			If no report in 3 months appears in	When more than one year appears in	Number of repeat terms	Notes the officers that do not have an active	If no report at 12 months appears in red			
57355	FOXBORO MELROSE	09/18/1995	Active	8	0	0	0	0.00%	8		22	1	None	P,S,T,M,VP SC	24+	90+ Days		
	Exc Award (06/30/2018, 06/30/2022)																	
14596	FRANKFORD	10/28/1948	Active	13	2	1	1	8.33%	12	0	3		2	R	M,SC	9		
	Exc Award (06/30/2018, 06/30/2019)																	
14598	HAVELOCK	01/09/1958	Active	32	5	1	4	14.29%	26	12	1			N	SC	5	\$908.67	
	Exc Award (06/30/2018, 06/30/2023, 06/30/2024)																	
14599	KEENE	10/20/1951	Active	40	5	2	3	8.11%	35	2	1			N	T,M,SC	3	\$1,134.13	
	Exc Award (06/30/2018, 06/30/2023)																	
82494	KENDAL	06/02/2004	Active	21	0	0	0	0.00%	25		10			N	SC	4	\$859.03	
	Exc Award (06/30/2019)																	
14600	KINGSTON	07/10/1936	Active	18	4	1	3	20.00%	15	5	4			N	P,SC	1		
	Exc Award (06/30/2019, 06/30/2023)																	
14602	KINGSTON LAKESHORE WEST	08/25/1971	Active	27	1	4	-3	-10.00%	31	4	3				M,VP,SC	1	\$27.92	
	Exc Award (06/30/2018, 06/30/2019, 06/30/2024)																	
14603	LAKEFIELD & DISTRICT	02/21/1946	Active	19	0	2	-2	-9.52%	21	14	0			N	M,SC	7	\$385.98	
	Exc Award (06/30/2018, 06/30/2023)																	
88972	LAKEFIELD VILLAGE	07/15/2005	Active	25	3	4	-1	-3.85%	26	10	4		3	N	M	0	\$199.25	
	Exc Award (06/30/2023, 06/30/2024)																	
14604	LAND O' LAKES L C	01/22/1969	Active	74	11	5	6	8.82%	68	4	2			N		1	\$2,935.13	
	Exc Award (06/30/2016, 06/30/2019, 06/30/2024)																	
116823	MADOC	05/11/2012	Active	22	3	2	1	4.76%	16	2	1			N	SC	0		
	Exc Award (06/30/2016, 06/30/2017, 06/30/2024)																	
59315	MARMORA CROWE VALLEY	04/10/1997	Active	53	17	6	11	26.19%	40	3	0		2	N	SC	2	\$2,138.95	
	Exc Award (06/30/2023, 06/30/2024)																	
14609	MILLBROOK AND DISTRICT	01/05/1948	Active	40	4	0	4	11.11%	39		9		2	N		0		
	Exc Award (06/30/2023)																	
14610	NAPANEE	02/22/1939	Active	12	1	9	-8	-40.00%	20	8	1			N	SC	16		
	Exc Award (06/30/2016, 06/30/2018, 06/30/2024)																	
144895	Napanee Lioness	01/13/2021	Active	15	2	0	2	15.38%	13		6			N	M,SC	0	\$34.90	



Club Health Assessment for District A 3 through April 2025

			Status	Membership							Reports					Finance		LCIF
Club Number	Club Name	Charter Date		Current Member Count	YTD Members Added	YTD Members Dropped	YTD Net Growth	YTD Net Growth%	Member Count 12 Months Ago	Avg. length of service for dropped members	Months Since Last MMR ***	Yrs. Since Last Officer Report	President Rotation	Vice President Reported ****	Months Since Last Activity Report ***	Account Balance	Donations for current Fiscal Year	
			Number of times on status quo within last two years	If below 15 members appears				If net loss is greater than 20% appears			If no report in 3 months appears in	When more than one year appears in	Number of repeat terms	Notes the officers that do not have an active	If no report at 12 months appears in red			
Exc Award (06/30/2023)																		
101184	NEWBURGH CAMDEN	02/18/2008	Active	18	1	0	1	5.88%	16		2		2	P,M,VP,SC	0		\$348.96	
Exc Award (06/30/2018, 06/30/2023, 06/30/2022)																		
14611	NEWCASTLE	04/08/1947	Active	38	3	2	1	2.70%	37	13	3			N SC	24+		\$697.93	
Exc Award (06/30/2016, 06/30/2022)																		
14612	NORWOOD	10/26/1951	Active	51	4	2	2	4.08%	48	10	0			N SC	1		\$1,558.42	
Exc Award (06/30/2017, 06/30/2018, 06/30/2022)																		
29370	ODESSA & DISTRICT L C	05/17/1974	Active	17	0	4	-4	-19.05%	21	9	1		2	N P,VP	1		\$71.17	
Exc Award (06/30/2016, 06/30/2018, 06/30/2022)																		
14616	PETERBOROUGH	06/09/1936	Active	51	6	10	-4	-7.27%	54	14	0			N SC	0		\$1,904.68	
Exc Award (06/30/2018, 06/30/2021, 06/30/2022)																		
32903	PETERBOROUGH EAST PETERBOROUGH	10/28/1976	Active	38	4	3	1	2.70%	42	1	1			N SC	0		\$732.82	
Exc Award (06/30/2016, 06/30/2017, 06/30/2022)																		
14601	PITTSBURGH TOWNSHIP L C	03/23/1965	Active	16	1	1	0	0.00%	16	1	1			N P,M,VP,SC	2		\$694.28	
Exc Award (06/30/2024)																		
14618	PORT HOPE	05/22/1931	Active	13	8	9	-1	-7.14%	14	3	1			N M,SC	2			
Exc Award (06/30/2018)																		
29275	PRINCE EDWARD COUNTY	05/16/1974	Active	26	0	0	0	0.00%	26		0		3	R	1		\$1,038.58	
Exc Award (06/30/2016, 06/30/2023, 06/30/2022)																		
14620	SHARBOT LAKE & DIST	09/28/1951	Active	22	2	3	-1	-4.35%	23	20	3			N SC	0			
Exc Award (06/30/2016, 06/30/2017, 06/30/2022)																		
38600	STIRLING & DISTRICT L C	06/29/1980	Active	31	3	2	1	3.33%	28	6	2		2	N SC	0		\$781.46	
Exc Award (06/30/2018, 06/30/2019, 06/30/2022)																		
14621	STORRINGTON L C	06/03/1971	Active	24	8	5	3	14.29%	21	2	0			N M,SC	0		\$1,069.99	
Exc Award (06/30/2018, 06/30/2022, 06/30/2022)																		
82763	SYDENHAM AND DISTRICT	06/23/2004	Active	25	7	1	6	31.58%	19	0	0		9	R SC	7			
Exc Award (06/30/2018, 06/30/2021)																		
42285	TAMWORTH & DIST	02/14/1983	Active	24	4	2	2	9.09%	23	3	0		2	R M,SC	0		\$813.87	
Exc Award (06/30/2022)																		



Club Health Assessment for District A 3 through April 2025

			Status	Membership							Reports				Finance		LCIF
Club Number	Club Name	Charter Date		Current Member Count	YTD Members Added	YTD Members Dropped	YTD Net Growth	YTD Net Growth%	Member Count 12 Months Ago	Avg. length of service for dropped members	Months Since Last MMR ***	Yrs. Since Last Officer Report	President Rotation	Vice President Reported ****	Months Since Last Activity Report ***	Account Balance	Donations for current Fiscal Year
			Number of times on status quo within last two years	If below 15 members appears				If net loss is greater than 20% appears			If no report in 3 months appears in	When more than one year appears in	Number of repeat terms	Notes the officers that do not have an active	If no report at 12 months appears in red		
14622	TRENTON	05/18/1939	Active	49	9	3	6	13.95%	45	13	2			N	0		\$4,549.82
	Exc Award (06/30/2016, 06/30/2018, 06/30/2020)																
51304	TWEED	02/08/1991	Active	5	0	0	0	0.00%	6		9		3	R SC	8		
	Exc Award (06/30/2022)																
14623	VERONA	06/28/1949	Active	34	2	3	-1	-2.86%	35	1	2			N	1		
	Exc Award (06/30/2019, 06/30/2021, 06/30/2020)																
14624	WARSAW & DISTRICT L C	04/17/1973	Active	13	3	1	2	18.18%	12	13	3			M,VP,SC	4		

Clubs Cancelled Previous Fiscal Year – Clubs Cancelled within last 12 months may be reinstated

Club Number	Club Name	Charter Date	Current Status*	Cancellation Date
98736	COBOURG LAKESHORE	03/08/2007	Cancelled(6*)	06/29/2024

Current Total Clubs Count	YTD New Clubs Count	YTD Cancelled Clubs Count	YTD Net Club Gain	Current Total Members Count	YTD Add	YTD Drop	YTD Net Growth	YTD Net Growth %	Member Count 12 Months Ago	Average Member Count Per Club	% of Clubs with less than 20 members	% No MMR in 3 Months	% No Officer Report in 12 Months	% of Clubs with balance 90+ days	Number of Clubs in Status Quo	% Status Quo Clubs in Financial Suspension	Number of Cancelled Clubs	Average Cancelled Club Age	Members Lost Due to Cancellation	% of Clubs Cancelled for Non-Financial Reasons
48	0	0	0	1,257	156	113	43	3.54%	1,239	26	38%	29%	2%	4%	0	0%	0	0	0	0%

* - P - Priority Club. Cancellation Reasons: 1-Objectives/conduct, 2-Non-active club, 5-Non-existing club, 6-Disbanding, 7-Merger, 8-Financial Suspension, 9-District/Multiple District Dues.

** - Abbreviation: P-President, S-Secretary, T-Treasurer, M-Member Chairperson, VP-First Vice President, MC-Communications Chairperson, SC-Service Chairperson

*** - Abbreviation: N/R - Never reported using the Lions Clubs website, N/A - Not applicable, No password registered for the Lions Clubs website.

**** - Abbreviation: N - New, IP - Immediate Past, R - Repeat.



Club Health Assessment for District A 4 through April 2025

			Status	Membership							Reports					Finance		LCIF
Club Number	Club Name	Charter Date		Current Member Count	YTD Members Added	YTD Members Dropped	YTD Net Growth	YTD Net Growth%	Member Count 12 Months Ago	Avg. length of service for dropped members	Months Since Last MMR ***	Yrs. Since Last Officer Report	President Rotation	Vice President Reported ****	Months Since Last Activity Report ***	Account Balance	Donations for current Fiscal Year	
			Number of times on status quo within last two years	If below 15 members appears				If net loss is greater than 20% appears			If no report in 3 months appears in	When more than one year appears in	Number of repeat terms	Notes the officers that do not have appears in an active	If no report at 12 months red			
Clubs more than two years old																		
29473	1000 ISLANDS DISTRICT	06/13/1974	Active(1)	13	1	0	1	8.33%	10		1		3	R	M,VP,SC	24+		
14627	ALEXANDRIA	10/20/1953	Active	18	3	1	2	12.50%	16	1	6		2	R		7		
14628	ALMONTE	03/14/1947	Active	9	0	2	-2	-18.18%	11	4	0				M,VP,SC	24+		
14629	ARNPRIOR	06/18/1946	Active	37	10	4	6	19.35%	31	6	0			N	SC	0	\$1,594.87	
14584	ATHENS	05/03/1961	Active	46	2	5	-3	-6.12%	48	8	0			N	M,SC	15		
14669	AYLMER	06/15/1970	Active	24	12	4	8	50.00%	17	0	0		5		M,VP,SC	24+		
38300	BARRHAVEN	04/11/1980	Active	29	2	3	-1	-3.33%	30	32	0		2	N	M,SC	24+		
14630	BEACHBURG	03/23/1953	Active	20	3	0	3	17.65%	18		0		2	R	SC	0	\$21.58	
Exc Award (06/30/2022, 06/30/2023)																		
14590	BROCKVILLE	03/23/1939	Active	15	6	2	4	36.36%	12	44	2		2	R	SC	1	\$975.85	
14666	BRYSON	11/09/1951	Active	12	0	4	-4	-25.00%	19	19	3		3	N	S,SC	24+		
Exc Award (06/30/2019)																		
14667	BUCKINGHAM	10/10/1934	Active	43	0	4	-4	-8.51%	47	34	0			N	M,VP,SC	24+	\$2,158.33	
Exc Award (06/30/2018)																		
14631	CALABOGIE	02/18/1952	Active	37	8	0	8	27.59%	28		1		2	R	SC	0	\$346.92	
Exc Award (06/30/2018, 06/30/2019)																		
97703	CANTLEY	09/08/2006	Active(2)	3	0	0	0	0.00%	0		9				S,T,M,VP,SC	24+		
14632	CARLETON PLACE	11/13/1963	Active	15	0	0	0	0.00%	15		10			N	M,VP,SC	24+		
14633	CHALK RIVER & AREA L C	10/24/1973	Active	25	8	0	8	47.06%	22		0		2	R	P,SC	N/R		
44534	CHAPEAU & DIST	01/30/1985	Active	18	2	2	0	0.00%	18	12	0		16	R		N/R		
47575	CHESTERVILLE & DIST	06/29/1987	Active	11	1	0	1	10.00%	11		0		3	R	M,SC	24		
14634	CLARENCE CREEK	02/04/1970	Active	21	0	0	0	0.00%	21		12			N		20	\$498.49	
14635	CORNWALL	03/19/1940	Active	28	1	4	-3	-9.68%	30	23	6		3	N	SC	17	\$348.96	
34637	CORNWALL TOWNSHIP	11/17/1977	Active	17	1	0	1	6.25%	14		6		6	N	P,SC	0		
14636	CUMBERLAND	10/04/1967	Active	22	4	3	1	4.76%	25	7	0		2	N	SC	0		



Club Health Assessment for District A 4 through April 2025

			Status	Membership							Reports					Finance		LCIF
Club Number	Club Name	Charter Date		Current Member Count	YTD Members Added	YTD Members Dropped	YTD Net Growth	YTD Net Growth%	Member Count 12 Months Ago	Avg. length of service for dropped members	Months Since Last MMR ***	Yrs. Since Last Officer Report	President Rotation	Vice President Reported ****	Months Since Last Activity Report ***	Account Balance	Donations for current Fiscal Year	
			Number of times on status quo within last two years	If below 15 members appears			If net loss is greater than 20% appears			If no report in 3 months appears in			When more than one year appears in	Number of repeat terms	Notes the officers that do not have an active	If no report at 12 months appears in red		
Exc Award (06/30/2021, 06/30/2022)																		
14637	DOUGLAS	12/19/1947	Active	12	0	1	-1	-7.69%	13	5	7		9	R	P,M,VP,SC	24+		
14595	ELGIN	03/02/1949	Active	33	0	0	0	0.00%	33		10			N	M,SC	13		
Exc Award (06/30/2019)																		
14638	FINCH DISTRICT L C	11/25/1968	Active	14	0	0	0	0.00%	14		9			N	M,SC	24+	\$359.72	
14597	GANANOQUE	03/07/1939	Active	44	3	5	-2	-4.35%	46	8	0			IP	SC	7	\$3,701.36	
Exc Award (06/30/2017, 06/30/2018, 06/30/20)																		
14639	GLOUCESTER	10/16/1968	Active	27	1	2	-1	-3.57%	28	15	2			N	M,VP,SC	16		
56549	GLOUCESTER NORTH	02/20/1995	Active	6	0	0	0	0.00%	7		9		3	R	M,SC	24+		
48099	GREELY	02/10/1988	Active	26	2	0	2	8.33%	24		1		5	R	SC	0	\$1,046.89	
Exc Award (06/30/2016)																		
125006	Ingleside/Long Sault Lost Villages	05/29/2015	Active	15	3	3	0	0.00%	15	6	1		8	R	SC	24+		
Exc Award (06/30/2017)																		
14640	IROQUOIS-MATILDA L C	03/19/1947	Active	45	4	9	-5	-10.00%	48	16	1				M,VP	3	\$7,107.45	
Exc Award (06/30/2020, 06/30/2022, 06/30/20)																		
33430	KANATA HAZELDEAN L C	03/14/1977	Active	49	12	1	11	28.95%	40	0	1		2	R	M,SC	2	\$861.71	
Exc Award (06/30/2019, 06/30/2023, 06/30/20)																		
14641	KEMPTVILLE	01/22/1958	Active	29	4	1	3	11.54%	25	6	1			N		0		
14642	KILLALOE & AREA	07/12/1948	Active	31	4	1	3	10.71%	31	7	1		3		VP,SC	0	\$719.44	
36891	LEFAIVRE	04/11/1979	Active	26	3	4	-1	-3.70%	27	7	2		2	R	M,VP	4	\$996.34	
Exc Award (06/30/2024)																		
14670	LOW & DISTRICT L C	01/30/1973	Active	11	0	0	0	0.00%	11		9		12	R	SC	24+		
14606	MADAWASKA VALLEY	06/29/1953	Active	8	0	1	-1	-11.11%	9	18	7		12	R	M,SC	24+		
14643	MAXVILLE & DISTRICT L C	01/15/1964	Active	20	1	0	1	5.26%	20		6			N	M,VP,SC	13		
14644	MERRICKVILLE	07/29/1954	Active	32	6	2	4	14.29%	25	20	0			N		21	\$824.05	
Exc Award (06/30/2022, 06/30/2023, 06/30/20)																		
14645	METCALFE DISTRICT	10/26/1959	Active	20	1	0	1	5.26%	22		3			IP	SC	0	\$1,168.97	
Exc Award (06/30/2019)																		



Club Health Assessment for District A 4 through April 2025

			Status	Membership							Reports					Finance		LCIF
Club Number	Club Name	Charter Date		Current Member Count	YTD Members Added	YTD Members Dropped	YTD Net Growth	YTD Net Growth%	Member Count 12 Months Ago	Avg. length of service for dropped members	Months Since Last MMR ***	Yrs. Since Last Officer Report	President Rotation	Vice President Reported ****	Months Since Last Activity Report ***	Account Balance	Donations for current Fiscal Year	
			Number of times on status quo within last two years	If below 15 members appears				If net loss is greater than 20% appears			If no report in 3 months appears in	When more than one year appears in	Number of repeat terms	Notes the officers that do not have an active	If no report at 12 months appears in red			
14646	MORRISBURG & DISTRICT L C	11/16/1949	Active	31	1	9	-8	-20.51%	39	10	5		3	R M,SC	5			
40754	MOUNTAIN TOWNSHIP & DISTRICT Exc Award (06/30/2019, 06/30/2022)	01/27/1982	Active	29	0	1	-1	-3.33%	31	2	4			N	0		\$1,219.87	
14647	NAVAN	12/12/1951	Active	20	1	0	1	5.26%	20		5			N M,SC	0		\$107.16	
14650	Orléans Exc Award (06/30/2024)	05/04/1970	Active	34	0	1	-1	-2.86%	33	7	3			N	0		\$359.72	
14651	OTTAWA VANIER Exc Award (06/30/2024)	05/16/1922	Active	17	7	0	7	70.00%	9		1		2	N SC	0		\$858.95	
50191	PALMER RAPIDS & AREA	02/13/1990	Active	16	3	1	2	14.29%	14	0	0			R T,M,SC	0			
14655	PEMBROKE-PETAWAWA	05/28/1951	Active	7	0	0	0	0.00%	8		4		5	R SC	7		\$856.80	
14656	PERTH Exc Award (06/30/2016, 06/30/2017)	10/19/1953	Active	30	3	5	-2	-6.25%	32	11	0			T,VP,SC	24+			
145924	Perth Tay Lioness	05/07/2021	Active	18	0	0	0	0.00%	19		7		2	R SC	19		\$347.14	
14673	PONTIAC	12/04/1946	Active	14	0	0	0	0.00%	14		9		3	M,VP,SC	N/R			
39622	PRESCOTT & DIST	03/24/1981	Active	10	4	2	2	25.00%	8	14	0			N T,M,SC	24+		\$429.51	
14674	QUYON	04/18/1967	Active	12	0	0	0	0.00%	12		14			N P,M,SC	24+			
14658	RENFREW	09/18/1940	Active	5	1	4	-3	-37.50%	10	51	0			M,VP,SC	4		\$972.74	
14659	RICHMOND DISTRICT Exc Award (06/30/2021)	02/17/1964	Active	27	0	0	0	0.00%	25		8		2	R	24+		\$185.40	
14660	RUSSELL Exc Award (06/30/2019, 06/30/2024)	05/06/1947	Active	30	3	0	3	11.11%	28		0			N SC	6		\$708.57	
39356	SEELEY'S BAY & DISTRICT Exc Award (06/30/2019, 06/30/2021)	01/30/1981	Active	18	1	2	-1	-5.26%	21	4	0		None	R P	4			
14675	SHAWVILLE	10/17/1949	Active	27	0	1	-1	-3.57%	31	6	6			N P,M,SC	N/R			
14662	SMITHS FALLS	03/04/1940	Active	4	0	1	-1	-20.00%	6	5	1		2	T,M,VP,SC	14			
14663	STITTSVILLE DISTRICT Exc Award (06/30/2018)	06/03/1964	Active	27	7	2	5	22.73%	22	2	1			N M	1		\$365.07	



Club Health Assessment for District A 4 through April 2025

				Status		Membership						Reports						Finance		LCIF
Club Number	Club Name	Charter Date			Current Member Count	YTD Members Added	YTD Members Dropped	YTD Net Growth	YTD Net Growth%	Member Count 12 Months Ago	Avg. length of service for dropped members	Months Since Last MMR ***	Yrs. Since Last Officer Report	President Rotation	Vice President Reported ****	Months Since Last Activity Report ***	Account Balance	Donations for current Fiscal Year		
				Number of times on status quo within last two years	If below 15 members appears				If net loss is greater than 20% appears			If no report in 3 months appears in	When more than one year appears in	Number of repeat terms	Notes the officers that do not have an active	If no report at 12 months appears in red				
14664	VANKLEEK HL&DIST L C	06/29/1973		Active	12	3	1	2	20.00%	10	27	1		2	R SC	0		\$259.97		
	Exc Award (06/30/2023, 06/30/2024)																			
14625	WESTPORT	02/12/1946		Active	30	0	2	-2	-6.25%	35	5	1		2	R	0		\$697.93		
	Exc Award (06/30/2023)																			
14665	WINCHESTER	03/06/1968		Active	34	7	0	7	25.93%	26		2		4	R SC	0		\$2,291.14		
Current Total Clubs Count	YTD New Clubs Count	YTD Cancelled Clubs Count	YTD Net Club Gain	Current Total Members Count	YTD Add	YTD Drop	YTD Net Growth	YTD Net Growth %	Member Count 12 Months Ago	Average Member Count Per Club	% of Clubs with less than 20 members	% No MMR in 3 Months	% No Officer Report in 12 Months	% of Clubs with balance 90+ days	Number of Clubs in Status Quo	% Status Quo Clubs in Financial Suspension	Number of Cancelled Clubs	Average Cancelled Club Age	Members Lost Due to Cancellation	% of Clubs Cancelled for Non-Financial Reasons
61	0	0	0	1,363	149	100	49	3.73%	1,334	22	44%	41%	0%	0%	0	0%	0	0	0	0%

* - P - Priority Club. Cancellation Reasons: 1-Objectives/conduct, 2-Non-active club, 5-Non-existing club, 6-Disbanding, 7-Merger, 8-Financial Suspension, 9-District/Multiple District Dues.

** - Abbreviation: P-President, S-Secretary, T-Treasurer, M-Member Chairperson, VP-First Vice President, MC-Communications Chairperson, SC-Service Chairperson

*** - Abbreviation: N/R - Never reported using the Lions Clubs website, N/A - Not applicable, No password registered for the Lions Clubs website.

**** - Abbreviation: N - New, IP - Immediate Past, R - Repeat.



Club Health Assessment for District A 5 through April 2025

			Status	Membership						Reports					Finance		LCIF				
Club Number	Club Name	Charter Date		Current Member Count	YTD Members Added	YTD Members Dropped	YTD Net Growth	YTD Net Growth%	Member Count 12 Months Ago	Avg. length of service for dropped members	Months Since Last MMR ***	Yrs. Since Last Officer Report	President Rotation	Vice President Reported ****	Months Since Last Activity Report ***	Account Balance	Donations for current Fiscal Year				
			Number of times on status quo within last two years	If below 15 members appears					If net loss is greater than 20% appears						If no report in 3 months appears in	When more than one year appears in	Number of repeat terms	Notes the officers that do not have an active	If no report at 12 months appears in red		
Clubs less than two years old																					
178985	St. Charles	01/06/2025	Active	28	28	0	28	100.00%	0		0			IP		0					
Clubs more than two years old																					
14676	ARGYLE	04/28/1952	Active	14	0	0	0	0.00%	14		11		7	P,M,VP,SC		3					
14677	AZILDA	12/21/1971	Active	20	1	7	-6	-23.08%	26	10	0		None	P,T,M,VP,SC		0					
Exc Award (06/30/2018)																					
34949	BONFIELD & DISTRICT L C	01/25/1978	Active	29	1	2	-1	-3.33%	30	24	0			N		0		\$347.14			
Exc Award (06/30/2022)																					
14679	BRUCE MINES	04/01/1970	Active	7	0	0	0	0.00%	7		2		6	M,VP,SC		20					
14681	CALLANDER	01/25/1968	Active	7	2	0	2	40.00%	6		0			N P,M,SC		8		\$27.78			
14682	CAPREOL	04/15/1964	Active	23	1	0	1	4.55%	22		3			N SC		3					
32889	CENTRAL MANITOULIN L C	10/14/1976	Active	22	0	0	0	0.00%	22		14		3	R P,M,SC		0					
38445	CHARLTON-ENGLEHART	05/22/1980	Active	37	2	5	-3	-7.50%	40	9	2			N SC		0					
Exc Award (06/30/2023)																					
151817	Chelmsford 2023	02/22/2023	Active	14	2	8	-6	-30.00%	20	2	0		2	N VP		N/R	90+ Days				
88896	COBALT AND COLEMAN	08/31/2005	Active(1)	7	0	1	-1	-12.50%	8	19	6		5	M,VP,SC		24+					
14724	COCHRANE	03/27/1962	Active	19	1	0	1	5.56%	18		3		4	R SC		24+					
14685	CONISTON	03/17/1964	Active	33	9	5	4	13.79%	27	5	1		None	R P,SC		1					
Exc Award (06/30/2018, 06/30/2024)																					
38801	DUBREUILVILLE	07/01/1980	Active	9	0	0	0	0.00%	9		23		9	M,VP,SC		24+					
41339	EARLTON	05/13/1982	Active	18	0	2	-2	-10.00%	20	20	1		2	R T,M,VP,SC		11		\$215.83			
14687	ELLIOT LAKE	05/13/1957	Active	20	0	0	0	0.00%	21		8		None	P,S,M,VP,SC		22					
14688	ESPANOLA	12/12/1947	Active	58	9	2	7	13.73%	51	5	0		2	R SC		2		\$170.87			
14690	FERRIS	09/22/1955	Active	20	3	4	-1	-4.76%	21	30	2		3	N SC		0		\$359.72			
Exc Award (06/30/2023)																					
14691	GARSON	05/18/1951	Active	24	3	0	3	14.29%	19		1		3	P,VP,SC		3		\$1,000.00			



Club Health Assessment for District A 5 through April 2025

			Status	Membership							Reports					Finance		LCIF
Club Number	Club Name	Charter Date		Current Member Count	YTD Members Added	YTD Members Dropped	YTD Net Growth	YTD Net Growth%	Member Count 12 Months Ago	Avg. length of service for dropped members	Months Since Last MMR ***	Yrs. Since Last Officer Report	President Rotation	Vice President Reported ****	Months Since Last Activity Report ***	Account Balance	Donations for current Fiscal Year	
			Number of times on status quo within last two years	If below 15 members appears					If net loss is greater than 20% appears			If no report in 3 months appears in	When more than one year appears in	Number of repeat terms	Notes the officers that do not have appears in an active red	If no report at 12 months appears in red		
41893	GORE BAY WESTN MANITOULIN	10/18/1982	Active	16	1	1	0	0.00%	15	45	5		2	P,T,M,VP,SC	24+			
45366	HUDSON	09/19/1985	Active	13	0	0	0	0.00%	13		13		16	M,VP,SC	13			
14693	IRON BRIDGE	02/08/1950	Active	17	0	3	-3	-15.00%	20	13	0		None	N	P,SC	1		
Exc Award (06/30/2016)																		
14721	IROQUOIS FALLS	12/03/1951	Active	10	2	0	2	25.00%	8		0		4	R	T,M,SC	24+		
153701	Kirkland Lake	03/07/2023	Active	20	9	3	6	42.86%	16	2	0			N	SC	0		
14732	LARDER LAKE	03/30/1951	Active	8	1	3	-2	-20.00%	10	12	2		2		P,S,M,VP,SC	24+		
14695	LITTLE CURRENT	11/03/1938	Active	20	1	3	-2	-9.09%	22	9	3		11		M,VP,SC	6		
14698	MATTAWA	05/17/1948	Active	24	2	4	-2	-7.69%	17	10	5			N	M,VP	6	\$17.29	
14700	MINNOW LAKE	10/05/1951	Active	39	4	0	4	11.43%	36		0			N	P	0	\$2,486.70	
14734	MOOSONEE	01/19/1966	Active	15	0	0	0	0.00%	15		15	1	None		P,S,T,M,VP SC	24+		
14735	NEW LISKEARD	02/16/1945	Active	20	6	5	1	5.26%	20	14	1		2		VP,SC	2		
43480	NOELVILLE FRENCH RIVER	02/22/1984	Active	14	0	0	0	0.00%	16		9		2	N	S,M	16		
14702	NORTH BAY	03/02/1925	Active	28	2	5	-3	-9.68%	31	19	3		None		P,VP,SC	0	\$1,098.66	
14694	ONAPING FALLS	05/17/1956	Active	57	11	8	3	5.56%	54	8	1		2	R	SC	3	\$1,533.14	
Exc Award (06/30/2017, 06/30/2022)																		
14703	POWASSAN	10/17/1938	Active	27	1	2	-1	-3.57%	28	22	7			R	M,VP,SC	24+		
78674	PROVIDENCE BAY & SPRING BAY	04/05/2004	Active	15	0	3	-3	-16.67%	16	3	5		2	R	M,SC	4	\$1,699.93	
43872	RESTOULE & DIST	05/11/1984	Active	35	4	2	2	6.06%	33	11	2			N	P,M,VP,SC	2	\$1,046.89	
14706	SAULT STE MARIE	08/31/1936	Active	31	1	1	0	0.00%	32	33	0			N		0		
Exc Award (06/30/2022)																		
14737	SCHUMACHER	02/03/1935	Active	50	1	3	-2	-3.85%	52	4	3			N	SC	2		
Exc Award (06/30/2024)																		
36805	SOUTHEAST MANITOULIN L C	03/29/1979	Active	11	0	0	0	0.00%	11		7		9		M,VP,SC	24+	90+ Days	
14705	ST JOSEPH ISLAND L C	06/26/1972	Active	42	9	7	2	5.00%	39	9	2				VP,SC	0		



Club Health Assessment for District A 5 through April 2025

			Status		Membership						Reports					Finance		LCIF		
Club Number	Club Name	Charter Date		Current Member Count	YTD Members Added	YTD Members Dropped	YTD Net Growth	YTD Net Growth%	Member Count 12 Months Ago	Avg. length of service for dropped members	Months Since Last MMR ***	Yrs. Since Last Officer Report	President Rotation	Vice President Reported ****	Months Since Last Activity Report ***	Account Balance	Donations for current Fiscal Year			
			Number of times on status quo within last two years	If below 15 members appears	If net loss is greater than 20% appears						If no report in 3 months appears in	When more than one year appears in	Number of repeat terms	Notes the officers that do not have an active	If no report at 12 months appears in red					
14711	SUDBURY	09/29/1924	Active	30	0	7	-7	-18.92%	39	16	0			T,M,VP,SC	4	90+ Days	\$1,438.89			
14740	TEMAGAMI	02/17/1954	Active	16	4	0	4	33.33%	12		0		3	P,VP,SC	24+					
34273	TEMISCAMING & DIST L C	06/30/1977	Active	18	2	0	2	12.50%	16		0		11	R SC	6					
82432	TEMISKAMING SHORES LIONESS	05/24/2004	Active	21	2	5	-3	-12.50%	24	12	4		2	VP,SC	1					
66390	THE SUDBURY TEACHERS	06/27/2002	Active	15	2	0	2	15.38%	17		2		7	M,VP,SC	4					
14713	THESSALON	09/13/1946	Active	13	1	0	1	8.33%	12		0			P,VP,SC	8			\$138.77		
14714	TROUT CREEK	11/24/1966	Active	19	1	1	0	0.00%	20	6	8		3	N SC	24+				\$271.17	
14715	VALLEY EAST L C	02/19/1967	Active	32	2	3	-1	-3.03%	33	15	1			N SC	1					
Exc Award (06/30/2023, 06/30/2024)																				
14716	WALDEN L C	02/09/1972	Active	9	0	1	-1	-10.00%	18	2	3			IP M,SC	0			\$2,075.30		
37806	WARREN & DIST	12/10/1979	Active	15	2	0	2	15.38%	14		1		2	M,VP,SC	19	\$55.51				
Exc Award (06/30/2017)																				
14717	WAWA	12/13/1940	Active	5	0	0	0	0.00%	5		58			M,VP,SC	N/R					
14718	WHITEFISH DISTRICT	12/01/1967	Active	15	0	1	-1	-6.25%	16	32	0			R S,M,VP,SC	0					
14719	WIDDIFIELD	11/17/1955	Active	10	2	0	2	25.00%	8		1		3	N S,M,VP,SC	3					
Current Total Clubs Count	YTD New Clubs Count	YTD Cancelled Clubs Count	YTD Net Club Gain	Current Total Members Count	YTD Add	YTD Drop	YTD Net Growth	YTD Net Growth %	Member Count 12 Months Ago	Average Member Count Per Club	% of Clubs with less than 20 members	% No MMR in 3 Months	% No Officer Report in 12 Months	% of Clubs with balance 90+ days	Number of Clubs in Status Quo	% Status Quo Clubs in Financial Suspension	Number of Cancelled Clubs	Average Cancelled Club Age	Members Lost Due to Cancellation	% of Clubs Cancelled for Non-Financial Reasons
53	1	0	1	1,139	135	107	28	2.52%	1,119	21	51%	42%	2%	6%	0	0%	0	0	0	0%

* - P - Priority Club. Cancellation Reasons: 1-Objectives/conduct, 2-Non-active club, 5-Non-existing club, 6-Disbanding, 7-Merger, 8-Financial Suspension, 9-District/Multiple District Dues.

** - Abbreviation: P-President, S-Secretary, T-Treasurer, M-Member Chairperson, VP-First Vice President, MC-Communications Chairperson, SC-Service Chairperson

*** - Abbreviation: N/R - Never reported using the Lions Clubs website, N/A - Not applicable, No password registered for the Lions Clubs website.

**** - Abbreviation: N - New, IP - Immediate Past, R - Repeat.



Club Health Assessment for District A 711 through April 2025

Club Number	Club Name	Charter Date	Status	Membership							Reports					Finance	LCIF
				Current Member Count	YTD Members Added	YTD Members Dropped	YTD Net Growth	YTD Net Growth%	Member Count 12 Months Ago	Avg. length of service for dropped members	Months Since Last MMR ***	Yrs. Since Last Officer Report	President Rotation	Vice President Reported ****	Months Since Last Activity Report ***	Account Balance	Donations for current Fiscal Year
			Number of times on status quo within last two years	If below 15 members appears				If net loss is greater than 20% appears			If no report in 3 months appears	When more than one year appears in	Number of repeat terms	Notes the officers that do not have an active	If no report at 12 months red		
Clubs less than two years old																	
154473	Etobicoke Alpha	05/26/2023	Active	41	26	3	23	127.78%	61	0	1			N	0		\$20.00
154755	GTA Legacy	06/12/2023	Active	31	14	4	10	47.62%	31	1	0		3	S,T,VP,SC	5		
155723	Toronto Bayanihan	08/17/2023	Active	22	3	0	3	15.79%	23		0		2	R	5		\$173.46
180059	Toronto Latino	01/20/2025	Active	26	26	0	26	100.00%	0		0			N	M,SC	N/R	
Clubs more than two years old																	
14755	AGINCOURT	10/26/1944	Active	10	0	0	0	0.00%	11		11		2	M,VP,SC	N/R		\$142.89
14918	ANCASTER	11/27/1945	Active	13	0	1	-1	-7.14%	18	41	7			M,VP,SC	24+		\$346.92
14919	BLACKHEATH BINBROOK	02/11/1953	Active	18	0	0	0	0.00%	18		10			N	M,VP,SC	0	\$694.28
14921	BRAMPTON BRAMALEA	08/04/1962	Active	14	0	1	-1	-6.67%	15	44	9			R	SC	14	\$7,898.47
133935	Brampton Himalayas	02/28/2018	Active	9	1	1	0	0.00%	9	1	8			R	SC	24+	
96792	BRAMPTON VILLAGE	03/29/2006	Active	20	2	3	-1	-4.76%	18	5	1			N	SC	1	\$369.85
Exc Award (06/30/2024)																	
14925	BURLINGTON	04/27/1925	Active	45	10	6	4	9.76%	45	11	0				VP,SC	0	\$6,940.62
Exc Award (06/30/2016, 06/30/2018)																	
14917	BURLINGTON ALDERSHOT	03/12/1956	Active	16	0	1	-1	-5.88%	17	4	0		None	P,VP,SC	0		
Exc Award (06/30/2022)																	
14926	CALEDON	05/03/1971	Active	10	4	0	4	66.67%	5		0		7		VP,SC	5	
14928	CHINGUACOUSY L C	07/16/1971	Active	16	0	0	0	0.00%	16		11		3	R	SC	24+	
14933	ERIN DISTRICT L C	01/23/1951	Active	9	0	1	-1	-10.00%	11	5	0			N	M,SC	5	
14760	FOREST HILL	11/26/1952	Active(1)	17	0	0	0	0.00%	17		9		4	N	M,SC	24+	90+ Days
14935	GEORGETOWN	02/06/1931	Active	22	1	2	-1	-4.35%	23	8	1		2	R	VP,SC	24+	
143480	GTA PHOENIX	11/03/2020	Active	11	0	0	0	0.00%	11		6			N	SC	11	
Exc Award (06/30/2021, 06/30/2024)																	
106909	HALTON K9	12/16/2009	Active	11	0	0	0	0.00%	12		11			R	SC	24+	
14936	HAMILTON CENTRAL	07/19/1920	Active	5	0	1	-1	-16.67%	6	4	5		6		T,M,VP,SC	24+	



Club Health Assessment for District A 711 through April 2025

			Status	Membership							Reports					Finance		LCIF
Club Number	Club Name	Charter Date		Current Member Count	YTD Members Added	YTD Members Dropped	YTD Net Growth	YTD Net Growth%	Member Count 12 Months Ago	Avg. length of service for dropped members	Months Since Last MMR ***	Yrs. Since Last Officer Report	President Rotation	Vice President Reported ****	Months Since Last Activity Report ***	Account Balance	Donations for current Fiscal Year	
			Number of times on status quo within last two years	If below 15 members appears				If net loss is greater than 20% appears			If no report in 3 months appears in	When more than one year appears in	Number of repeat terms	Notes the officers that do not have an active	If no report at 12 months appears in red			
40621	HUTTONVILLE	12/21/1981	Active	11	1	0	1	10.00%	15		1		2	R M	0		\$247.10	
	Exc Award (06/30/2016, 06/30/2022, 06/30/2025)																	
14763	LAKESHORE	07/23/1931	Active	3	0	0	0	0.00%	3		22	1	None	P,S,T,M,VP SC	24+	90+ Days		
14764	LEASIDE	01/23/1939	Active(1)	2	2	4	-2	-50.00%	4	26	2		2	S,T,VP,SC	24+			
148331	Malton One Destiny	09/28/2021	Active	10	3	0	3	42.86%	10		0			M,VP,SC	0		\$433.75	
93226	MALVERN ONYX	12/23/2005	Active	25	3	0	3	13.64%	22		0			N	1		\$855.01	
	Exc Award (06/30/2023)																	
14940	MILTON	02/11/1963	Cancelled(8*)	0	0	11	-11	-100.00%	11	18	2		None	P,S,T,M,VP SC	24+	90+ Days		
29476	MISSISSAUGA CENTRAL	06/27/1974	Active	16	1	1	0	0.00%	18	5	1			N SC	2		\$7,193.41	
43151	MISSISSAUGA COOKSVILLE	11/15/1983	Active	40	3	0	3	8.11%	36		3		3	N	2		\$142.89	
	Exc Award (06/30/2016)																	
58862	MISSISSAUGA ERIN MILLS	11/18/1996	Active	20	0	2	-2	-9.09%	22	4	4		None	P,T,M,VP,SC	24+	90+ Days		
121344	MISSISSAUGA MONARCH	02/10/2014	Active	12	4	4	0	0.00%	12	1	1		4	M,VP,SC	22		\$69.79	
	Exc Award (06/30/2022)																	
14985	NOBLETON	01/10/1962	Active	22	1	0	1	4.76%	24		1			N T,M	0		\$2,013.45	
	Exc Award (06/30/2021)																	
14944	OAKVILLE	11/08/1935	Active	44	2	4	-2	-4.35%	49	11	0			N	1		\$4,471.89	
	Exc Award (06/30/2016, 06/30/2018, 06/30/2025)																	
37932	OAKVILLE TRAFALGAR L C	01/07/1980	Active	5	0	0	0	0.00%	5		0		11	S,M,VP,SC	13		\$21.19	
115383	RYERSON CAMPUS	10/31/2011	Cancelled(8*)	0	0	15	-15	-100.00%	15	3	4	1	None	P,S,T,M,VP SC	18	90+ Days		
143643	Scarborough JamRockZ6	11/18/2020	Active(2)	18	6	8	-2	-10.00%	19	3	0		5	R S,M,SC	0	90+ Days		
14948	STONEY CREEK	01/24/1961	Active	7	1	1	0	0.00%	6	8	1			VP,SC	0		\$2,082.85	
14951	STREETSVILLE	01/24/1952	Active	20	1	0	1	5.26%	19		7			IP SC	4		\$1,087.49	
14773	THISTLETOWN	02/24/1965	Active	25	2	1	1	4.17%	23	39	0			N	1		\$1,351.36	
	Exc Award (06/30/2018, 06/30/2023)																	
143460	Toronto Achievers	11/02/2020	Active	38	16	6	10	35.71%	28	2	0			N M,SC	3		\$2,201.78	
	Exc Award (06/30/2021, 06/30/2022, 06/30/2025)																	



Club Health Assessment for District A 711 through April 2025

Club Number	Club Name	Charter Date	Status	Membership							Reports					Finance	LCIF
				Current Member Count	YTD Members Added	YTD Members Dropped	YTD Net Growth	YTD Net Growth%	Member Count 12 Months Ago	Avg. length of service for dropped members	Months Since Last MMR ***	Yrs. Since Last Officer Report	President Rotation	Vice President Reported ****	Months Since Last Activity Report ***	Account Balance	Donations for current Fiscal Year
			Number of times on status quo within last two years	If below 15 members appears				If net loss is greater than 20% appears			If no report in 3 months appears in	When more than one year appears in	Number of repeat terms	Notes the officers that do not have an active	If no report at 12 months appears in red		
14776	TORONTO BATHURST	08/15/1972	Active(1)	12	0	1	-1	-7.69%	14	5	1		7	M,VP,SC	1		
14777	TORONTO BEACHES	01/18/1935	Active	33	3	4	-1	-2.94%	34	19	1		2	N	SC	1	\$707.80
148568	Toronto Bona	10/08/2021	Active(1)	22	0	0	0	0.00%	22		23	1	None	P,S,T,M,VP SC	N/R		
30104	TORONTO CATHAY	01/16/1975	Active	16	1	3	-2	-11.11%	18	7	3			VP,SC	0		
129886	Toronto Centennial	01/24/2017	Active	9	3	23	-20	-68.97%	34	3	0			M,VP	0		\$14.83
Exc Award (06/30/2022, 06/30/2023)																	
14779	TORONTO CENTRAL	05/18/1920	Active	12	3	1	2	20.00%	18	9	2			N		24+	
126925	Toronto Central Bangladesh	03/01/2016	Active(3)	5	0	0	0	0.00%	5		5	1	None	P,S,T,M,VP SC	24+	90+ Days	
39536	TORONTO CERVANTES	03/11/1981	Active	7	0	1	-1	-12.50%	8	37	6		2	M,VP,SC	24+		
151848	Toronto Distinction	07/01/2022	Active	18	4	2	2	12.50%	21	1	9		3	S,T,M,VP,SC	23		
49104	TORONTO DOCTORS	12/19/1988	Active	40	10	4	6	17.65%	34	5	2		2	M,VP,SC	0		\$1,107.58
Exc Award (06/30/2023)																	
124249	Toronto East	02/25/2015	Active	9	0	0	0	0.00%	9		16			VP	9		
54825	TORONTO ELEGANT	08/16/1993	Active(1)	21	3	4	-1	-4.55%	22	7	5			N	S,T,VP	N/R	
148978	Toronto Evergreen	11/17/2021	Active(1)	40	9	0	9	29.03%	48		1		2	R	SC	24+	90+ Days
136403	Toronto Global Doctors	09/10/2018	Active(2)	4	0	0	0	0.00%	4		34	1	None	P,S,T,M,VP SC	24+	90+ Days	
100528	TORONTO GLOBAL TELUGU	11/12/2007	Cancelled(8*)	0	0	5	-5	-100.00%	5	10	4	1	None	P,S,T,M,VP SC	24+	90+ Days	
134799	Toronto Green Capes	06/07/2018	Active	23	3	1	2	9.52%	21	7	1		3	R	SC	2	
133227	Toronto Harmony	11/30/2017	Active	18	16	1	15	500.00%	14	0	2		7		VP,SC	N/R	
134617	Toronto High Park Centennial	06/14/2018	Active	9	3	2	1	12.50%	13	1	9				M,VP	1	
46639	TORONTO HONG KONG	11/03/1986	Active(1)	29	1	0	1	3.57%	28		1			N	M,SC	24+	
52542	TORONTO HUMMINGBIRD	02/20/1992	Active	11	0	0	0	0.00%	11		29		None	P,S,M,VP,SC	24+		
153780	Toronto Infini	02/23/2023	Active	29	5	0	5	20.83%	25		1		2	R		1	\$232.00
Exc Award (06/30/2023)																	
52226	TORONTO KAITEUR	12/09/1991	Active	27	1	1	0	0.00%	28	3	3		2	N		0	\$1,716.15
Exc Award (06/30/2016, 06/30/2017, 06/30/2020)																	



Club Health Assessment for District A 711 through April 2025

			Status	Membership							Reports					Finance		LCIF
Club Number	Club Name	Charter Date		Current Member Count	YTD Members Added	YTD Members Dropped	YTD Net Growth	YTD Net Growth%	Member Count 12 Months Ago	Avg. length of service for dropped members	Months Since Last MMR ***	Yrs. Since Last Officer Report	President Rotation	Vice President Reported ****	Months Since Last Activity Report ***	Account Balance	Donations for current Fiscal Year	
			Number of times on status quo within last two years	If below 15 members appears				If net loss is greater than 20% appears			If no report in 3 months appears in	When more than one year appears in	Number of repeat terms	Notes the officers that do not have an active	If no report at 12 months red			
131388	Toronto Kapuso	06/21/2017	Active	51	28	9	19	59.38%	39	1	0			N	0			
	Exc Award (06/30/2023, 06/30/2024)																	
52092	TORONTO MABUHAY	10/22/1991	Active	33	1	4	-3	-8.33%	36	5	0			N	0		\$1,999.41	
	Exc Award (06/30/2018, 06/30/2020, 06/30/2024)																	
151849	Toronto Mahal Kita	07/01/2022	Active(2)	5	0	4	-4	-44.44%	9	2	2			S,T,M,VP,SC	24+			
121332	Toronto Maharlika	02/18/2014	Active	32	2	0	2	6.67%	32		1		5	N	2		\$208.28	
	Exc Award (06/30/2018, 06/30/2019)																	
105282	TORONTO NETRALYA	04/21/2009	Active	47	8	0	8	20.51%	44		0		2	R	0		\$689.90	
	Exc Award (06/30/2016)																	
154089	Toronto Nigerian	04/10/2023	Active	70	20	3	17	32.08%	54	1	0			N	0			
	Exc Award (06/30/2024)																	
89532	TORONTO PARAGON	10/31/2005	Cancelled(8*)	0	0	10	-10	-100.00%	10	7	21	1	None	P,S,T,M,VP SC T	24+	90+ Days		
148504	Toronto Pillar of Hope	10/06/2021	Active	42	14	0	14	50.00%	23		0			N	0		\$290.60	
	Exc Award (06/30/2023)																	
146141	Toronto Sinagtala	06/08/2021	Active	5	0	1	-1	-16.67%	9	2	0			VP,SC	22			
14790	TORONTO SUOMI FINLANDIA	05/25/1971	Active(1)	28	1	1	0	0.00%	28	18	4			N SC	16			
109497	TORONTO TRILLIUM	10/12/2010	Active(3)	16	2	0	2	14.29%	14		3			M,VP,SC	24+	90+ Days		
	Exc Award (06/30/2019)																	
153904	Toronto Wellness	03/13/2023	Active	4	1	1	0	0.00%	10	2	1			N SC	N/R			
14791	WEST HILL HIGHLAND CREEK	09/22/1944	Active	14	4	0	4	40.00%	14		0			N	5		\$156.81	
14792	WESTON	02/18/1941	Active	19	1	3	-2	-9.52%	22	38	0			N M,SC	5		\$1,081.83	
	Exc Award (06/30/2016, 06/30/2017)																	
14793	WISHING WELL	09/25/1958	Active	5	0	0	0	0.00%	5		0			N T	6		\$222.48	
	Exc Award (06/30/2023)																	
14761	WOODBRIIDGE	03/23/1954	Active	8	0	0	0	0.00%	8		5			P,M,VP,SC	N/R			
14794	YORK	08/07/1935	Active	10	0	0	0	0.00%	10		15	1	None	P,S,T,M,VP SC	24+	90+ Days		



Club Health Assessment for District A 711 through April 2025

			Status	Membership						Reports				Finance	LCIF		
Club Number	Club Name	Charter Date		Current Member Count	YTD Members Added	YTD Members Dropped	YTD Net Growth	YTD Net Growth%	Member Count 12 Months Ago	Avg. length of service for dropped members	Months Since Last MMR ***	Yrs. Since Last Officer Report	President Rotation	Vice President Reported ****	Months Since Last Activity Report ***	Account Balance	Donations for current Fiscal Year
			Number of times on status quo within last two years	If below 15 members appears				If net loss is greater than 20% appears			If no report in 3 months appears in	When more than one year appears in	Number of repeat terms	Notes the officers that do not have an active	If no report at 12 months appears in red		

Clubs Cancelled Previous Fiscal Year – Clubs Cancelled within last 12 months may be reinstated

Club Number	Club Name	Charter Date	Current Status*	Cancellation Date
148786	GTA Eagle Executive	11/05/2021	Cancelled(8*)	06/29/2024
140208	Toronto Beyond Difference	11/08/2019	Cancelled(6*)	04/29/2024
142212	Toronto Capri	07/13/2020	Cancelled(8*)	12/29/2023
50192	TORONTO MANDARIN	02/16/1990	Cancelled(6*)	04/29/2024
48514	YORK MOUNT DENNIS	05/06/1988	Cancelled(6*)	07/29/2023

Current Total Clubs Count	YTD New Clubs Count	YTD Cancelled Clubs Count	YTD Net Club Gain	Current Total Members Count	YTD Add	YTD Drop	YTD Net Growth	YTD Net Growth %	Member Count 12 Months Ago	Average Member Count Per Club	% of Clubs with less than 20 members	% No MMR in 3 Months	% No Officer Report in 12 Months	% of Clubs with balance 90+ days	Number of Clubs in Status Quo	% Status Quo Clubs in Financial Suspension	Number of Cancelled Clubs	Average Cancelled Club Age	Members Lost Due to Cancellation	% of Clubs Cancelled for Non-Financial Reasons
74	1	4	-3	1,467	280	170	110	8.11%	1,511	20	58%	39%	7%	12%	0	0%	4	48	41	-50%

* - P - Priority Club. Cancellation Reasons: 1-Objectives/conduct, 2-Non-active club, 5-Non-existing club, 6-Disbanding, 7-Merger, 8-Financial Suspension, 9-District/Multiple District Dues.

** - Abbreviation: P-President, S-Secretary, T-Treasurer, M-Member Chairperson, VP-First Vice President, MC-Communications Chairperson, SC-Service Chairperson

*** - Abbreviation: N/R - Never reported using the Lions Clubs website, N/A - Not applicable, No password registered for the Lions Clubs website.

**** - Abbreviation: N - New, IP - Immediate Past, R - Repeat.



Club Health Assessment for District A 9 through April 2025

			Status	Membership							Reports					Finance		LCIF
Club Number	Club Name	Charter Date		Current Member Count	YTD Members Added	YTD Members Dropped	YTD Net Growth	YTD Net Growth%	Member Count 12 Months Ago	Avg. length of service for dropped members	Months Since Last MMR ***	Yrs. Since Last Officer Report	President Rotation	Vice President Reported ****	Months Since Last Activity Report ***	Account Balance	Donations for current Fiscal Year	
			Number of times on status quo within last two years	If below 15 members appears						If net loss is greater than 20% appears	If no report in 3 months appears in	When more than one year appears in	Number of repeat terms	Notes the officers that do not have an active	If no report at 12 months appears in red			
Clubs less than two years old																		
171470	Ayton	06/04/2024	Active	32	5	4	1	3.23%	0	0	7		2	VP,SC	0			
Clubs more than two years old																		
14830	ARTHUR	11/14/1939	Active	25	6	1	5	25.00%	20	1	1		2	R M,SC	2		\$1,006.21	
Exc Award (06/30/2024)																		
33843	AUBURN & DISTRICT L C	05/18/1977	Active	31	0	0	0	0.00%	31		0			N SC	4			
14833	BLYTH	03/27/1945	Active	39	2	2	0	0.00%	39	7	0			N SC	2		\$1,231.98	
Exc Award (06/30/2018, 06/30/2022, 06/30/2023)																		
14835	BRUSSELS	03/13/1946	Active	48	6	3	3	6.67%	45	18	0			N	0		\$894.80	
Exc Award (06/30/2018, 06/30/2023, 06/30/2024)																		
30673	CENTRE GREY	04/30/1975	Active	10	0	0	0	0.00%	10		24		23	M,VP,SC	13			
37115	CHEPSTOW & DISTRICT L C	05/24/1979	Active	62	0	0	0	0.00%	59		0			N SC	1		\$1,046.89	
Exc Award (06/30/2016, 06/30/2019, 06/30/2022)																		
36321	CLIFFORD & DISTRICT L C	12/21/1978	Active	3	0	2	-2	-40.00%	4	5	1		2	VP,SC	0		\$208.29	
30047	DUBLIN & DISTRICT L C	12/27/1974	Active	23	0	1	-1	-4.17%	24	9	6		2	N SC	3	90+ Days	\$157.03	
Exc Award (06/30/2023)																		
14838	DUNDALK & DISTRICT L C	06/14/1973	Active(1)	7	0	0	0	0.00%	7		20		None	P,S,T,M,VP SC	14	90+ Days		
97144	DUNGANNON AND DISTRICT	05/30/2006	Active	10	0	0	0	0.00%	10		27	1	None	P,S,T,M,VP SC	13	90+ Days		
28185	FERNDAL LIONS HEAD & DISTRICT	03/26/1974	Active	22	0	4	-4	-15.38%	25	2	1			N T,M,SC	0		\$687.03	
Exc Award (06/30/2022)																		
33681	FORMOSA DISTRICT L C	04/05/1977	Active	46	2	1	1	2.22%	45	8	2			VP,SC	0			
Exc Award (06/30/2023)																		
14843	GODERICH	08/07/1922	Active	74	2	12	-10	-11.90%	84	8	2			N SC	0			
Exc Award (06/30/2022, 06/30/2023)																		
14844	GRAND VALLEY	11/07/1950	Active	22	6	5	1	4.76%	22	6	3			VP,SC	2		\$943.84	
Exc Award (06/30/2023)																		
103791	HANOVER	10/09/2008	Active	22	4	7	-3	-12.00%	25	4	2			N S,M,SC	4			
Exc Award (06/30/2016, 06/30/2018)																		



Club Health Assessment for District A 9 through April 2025

			Status	Membership							Reports					Finance	LCIF	
Club Number	Club Name	Charter Date		Current Member Count	YTD Members Added	YTD Members Dropped	YTD Net Growth	YTD Net Growth%	Member Count 12 Months Ago	Avg. length of service for dropped members	Months Since Last MMR ***	Yrs. Since Last Officer Report	President Rotation	Vice President Reported ****	Months Since Last Activity Report ***	Account Balance	Donations for current Fiscal Year	
			Number of times on status quo within last two years	If below 15 members appears					If net loss is greater than 20% appears			If no report in 3 months appears in	When more than one year appears in	Number of repeat terms	Notes the officers that do not have an active	If no report at 12 months appears in red		
41019	HOLLAND CENTRE/ WILLIAMSFORD & DISTRICT	03/30/1982	Active	14	0	3	-3	-17.65%	17	27	5		15	P,T,M,VP,SC	5	90+ Days	\$34.71	
38905	KEMBLE & DISTRICT L C	09/29/1980	Active	13	0	1	-1	-7.14%	12	13	0		7	R M,SC	0			
29211	KINCARDINE	04/17/1974	Active	71	4	2	2	2.90%	69	9	0		N		0			
Exc Award (06/30/2018, 06/30/2019, 06/30/2020)																		
33937	LONDESBORO	05/31/1977	Active	30	0	3	-3	-9.09%	34	25	0		N	SC	0			\$388.78
Exc Award (06/30/2018, 06/30/2022, 06/30/2023)																		
14852	LUCKNOW	11/27/1956	Active	15	0	4	-4	-21.05%	19	22	5		None	P,T,M,VP,SC	0			
32800	MILDMAY & DISTRICT L C	10/05/1976	Active	10	0	0	0	0.00%	10		10		3	N M,SC	13			
14854	MITCHELL	07/16/1936	Active	17	3	2	1	6.25%	20	5	2		2	N M,SC	0		90+ Days	\$34.72
Exc Award (06/30/2022, 06/30/2023)																		
14856	MOUNT FOREST	05/17/1938	Active	67	8	17	-9	-11.84%	75	13	1		N	SC	1		\$1,169.66	
Exc Award (06/30/2016, 06/30/2018, 06/30/2020)																		
29800	NEUSTADT & DISTRICT	09/24/1974	Active	31	4	3	1	3.33%	30	6	2		N	M,SC	4		\$21.69	
Exc Award (06/30/2019, 06/30/2023)																		
14858	ORANGEVILLE	03/11/1949	Active	54	5	1	4	8.00%	51	2	1		N	SC	0		\$5,670.29	
14859	OWEN SOUND	01/31/1946	Active	13	0	0	0	0.00%	13		9		R	M,SC	0			
61787	OWEN SOUND SCENIC CITY	04/13/1999	Active	12	2	0	2	20.00%	9		2		6	R SC	0		\$737.79	
Exc Award (06/30/2016, 06/30/2023)																		
14860	PALMERSTON	09/07/1939	Active	34	4	1	3	9.68%	38	8	1		N	SC	2		\$1,150.36	
Exc Award (06/30/2016, 06/30/2018)																		
109350	PIKE LAKE MINTO	09/27/2010	Active	9	0	0	0	0.00%	9		4		3	M,VP,SC	12			
30267	PORT ELGIN & DISTRICT	02/26/1975	Active	23	3	13	-10	-30.30%	28	3	1		2	N M	3			
Exc Award (06/30/2022, 06/30/2024)																		
14863	RIPLEY & DISTRICT L C	04/18/1972	Active	39	2	1	1	2.63%	40	50	1		N	SC	0		\$1,749.46	
Exc Award (06/30/2016, 06/30/2021, 06/30/2023)																		
39623	SAUBLE BEACH & DISTRICT	03/24/1981	Active	27	2	4	-2	-6.90%	29	12	0		N	SC	0		\$1,457.99	
Exc Award (06/30/2017, 06/30/2023, 06/30/2024)																		
14867	SEAFORTH	12/09/1924	Active	17	0	1	-1	-5.56%	18	33	4			VP	0		\$243.00	



Club Health Assessment for District A 9 through April 2025

			Status		Membership						Reports					Finance		LCIF		
Club Number	Club Name	Charter Date			Current Member Count	YTD Members Added	YTD Members Dropped	YTD Net Growth	YTD Net Growth%	Member Count 12 Months Ago	Avg. length of service for dropped members	Months Since Last MMR ***	Yrs. Since Last Officer Report	President Rotation	Vice President Reported ****	Months Since Last Activity Report ***	Account Balance	Donations for current Fiscal Year		
			Number of times on status quo within last two years		If below 15 members appears				If net loss is greater than 20% appears			If no report in 3 months appears in	When more than one year appears in	Number of repeat terms	Notes the officers that do not have an active	If no report at 12 months appears in red				
Exc Award (06/30/2023, 06/30/2024)																				
31257	SHELBURNE & DISTRICT	10/09/1975	Active		21	1	0	1	5.00%	21		5			M,VP,SC	0		\$277.71		
44025	THORNBURY BEAVER VALLEY	06/22/1984	Active		12	3	1	2	20.00%	11	40	5		8	M,VP,SC	1		\$139.59		
14871	TIVERTON & DISTRICT L C	01/09/1973	Active		31	7	0	7	29.17%	26		1			N SC	0				
Exc Award (06/30/2019, 06/30/2022, 06/30/2024)																				
101700	WEST GREY DURHAM	05/09/2008	Active		61	0	1	-1	-1.61%	61	11	4			N	0				
Exc Award (06/30/2022, 06/30/2024)																				
14873	WIARTON AND DISTRICT	08/26/1954	Active		13	0	1	-1	-7.14%	14	10	0			VP,SC	2		\$90.32		
14874	WINGHAM	06/01/1938	Active		23	3	1	2	9.52%	20	2	0		3	R SC	0		\$697.93		
Current Total Clubs Count	YTD New Clubs Count	YTD Cancelled Clubs Count	YTD Net Club Gain	Current Total Members Count	YTD Add	YTD Drop	YTD Net Growth	YTD Net Growth %	Member Count 12 Months Ago	Average Member Count Per Club	% of Clubs with less than 20 members	% No MMR in 3 Months	% No Officer Report in 12 Months	% of Clubs with balance 90+ days	Number of Clubs in Status Quo	% Status Quo Clubs in Financial Suspension	Number of Cancelled Clubs	Average Cancelled Club Age	Members Lost Due to Cancellation	% of Clubs Cancelled for Non-Financial Reasons
40	0	0	0	1,133	84	102	-18	-1.56%	1,124	28	38%	38%	3%	13%	0	0%	0	0	0	0%

* - P - Priority Club. Cancellation Reasons: 1-Objectives/conduct, 2-Non-active club, 5-Non-existing club, 6-Disbanding, 7-Merger, 8-Financial Suspension, 9-District/Multiple District Dues.

** - Abbreviation: P-President, S-Secretary, T-Treasurer, M-Member Chairperson, VP-First Vice President, MC-Communications Chairperson, SC-Service Chairperson

*** - Abbreviation: N/R - Never reported using the Lions Clubs website, N/A - Not applicable, No password registered for the Lions Clubs website.

**** - Abbreviation: N - New, IP - Immediate Past, R - Repeat.



Club Health Assessment for District A 12 through April 2025

Club Number	Club Name	Charter Date	Status	Membership							Reports					Finance	LCIF
				Current Member Count	YTD Members Added	YTD Members Dropped	YTD Net Growth	YTD Net Growth%	Member Count 12 Months Ago	Avg. length of service for dropped members	Months Since Last MMR ***	Yrs. Since Last Officer Report	President Rotation	Vice President Reported ****	Months Since Last Activity Report ***	Account Balance	Donations for current Fiscal Year
			Number of times on status quo within last two years	If below 15 members appears				If net loss is greater than 20% appears			If no report in 3 months appears in	When more than one year appears in	Number of repeat terms	Notes the officers that do not have an active	If no report at 12 months appears in red		
Clubs more than two years old																	
14953	ALLISTON	11/20/1936	Active	37	3	2	1	2.78%	36	15	5			N	4		\$943.16
	Exc Award (06/30/2022, 06/30/2023)																
134915	Almaguin Highlands	06/06/2018	Active	0	6	40	-34	-100.00%	34	12	0		None	P,S,T,M,VP SC	14		\$1,094.62
	Exc Award (06/30/2019, 06/30/2020, 06/30/2021)																
14954	ANGUS DISTRICT	11/29/1962	Active	9	0	0	0	0.00%	9		0			T,VP	17		
	Exc Award (06/30/2017)																
14957	BARRIE	09/18/1931	Active	17	1	0	1	6.25%	19		2			VP	2		\$148.06
	Exc Award (06/30/2017, 06/30/2018)																
62100	BARRIE SOUTH	06/05/1999	Active	40	1	6	-5	-11.11%	45	9	4			VP	0		\$359.94
	Exc Award (06/30/2017, 06/30/2018, 06/30/2019)																
140824	Baxter Ward	02/11/2020	Active	23	2	2	0	0.00%	23	4	1		6	N	7		\$168.26
	Exc Award (06/30/2024)																
14958	BAYSVILLE	06/14/1972	Active	12	0	0	0	0.00%	12		6		2	P,T,M,VP,SC	13		\$276.49
	Exc Award (06/30/2018)																
14961	BRACEBRIDGE	11/23/1942	Active	28	2	2	0	0.00%	33	6	2		2	N	P,VP	1	
	Exc Award (06/30/2017, 06/30/2018)																
14962	BRADFORD	09/29/1937	Active	28	0	0	0	0.00%	28		11		2	VP,SC	22		
	Exc Award (06/30/2017, 06/30/2018)																
14680	BURKS FALLS	10/22/1938	Active	8	0	0	0	0.00%	8		3			S,M,VP,SC	24	90+ Days	
14969	COLDWATER	08/17/1939	Active	40	6	4	2	5.26%	38	5	0			N	0		\$316.20
	Exc Award (06/30/2018)																
14971	DORSET	04/06/1972	Active	25	0	4	-4	-13.79%	29	9	0		2	R	SC	2	\$1,110.51
	Exc Award (06/30/2018, 06/30/2024)																
14972	DWIGHT	12/08/1971	Active	28	0	1	-1	-3.45%	25	1	2			N	1		\$7.12
	Exc Award (06/30/2017)																
14973	ELMVALE DISTRICT	01/19/1949	Active	28	1	3	-2	-6.67%	30	14	5		2	R	0		\$14.46
	Exc Award (06/30/2018, 06/30/2020)																
145063	Elmvale Lioness	03/05/2021	Active	10	1	2	-1	-9.09%	11	3	6		2	N	P,M,SC	0	



Club Health Assessment for District A 12 through April 2025

			Status	Membership							Reports					Finance	LCIF
Club Number	Club Name	Charter Date		Current Member Count	YTD Members Added	YTD Members Dropped	YTD Net Growth	YTD Net Growth%	Member Count 12 Months Ago	Avg. length of service for dropped members	Months Since Last MMR ***	Yrs. Since Last Officer Report	President Rotation	Vice President Reported ****	Months Since Last Activity Report ***	Account Balance	Donations for current Fiscal Year
			Number of times on status quo within last two years	If below 15 members appears				If net loss is greater than 20% appears			If no report in 3 months appears in	When more than one year appears in	Number of repeat terms	Notes the officers that do not have an active	If no report at 12 months appears in red		
37322	EMSDALE	03/25/1979	Active	7	0	2	-2	-22.22%	9	3	4		3	VP,SC	24		
14974	GRAVENHURST	10/10/1946	Active	20	1	1	0	0.00%	22	9	0			N	M,SC	0	\$1,419.78
	Exc Award (06/30/2017, 06/30/2018, 06/30/2020)																
14975	HUNTSVILLE	10/22/1941	Active(1)	3	3	6	-3	-50.00%	6	10	6			M,VP,SC	0		\$7.12
	Exc Award (06/30/2018)																
14976	INNISFIL L C	04/26/1973	Active	20	2	4	-2	-9.09%	20	1	2		4	R	SC	0	\$1,561.46
49976	KEARNEY	11/22/1989	Active	25	6	0	6	31.58%	21		1		6	R	M,SC	4	\$719.44
	Exc Award (06/30/2020, 06/30/2023)																
14980	MAC TIER & DIST	11/28/1947	Active(1)	15	2	3	-1	-6.25%	16	12	2		9		M,VP,SC	0	\$50.36
	Exc Award (06/30/2018, 06/30/2020)																
14697	MAGNETAWAN	10/25/1966	Active	35	3	2	1	2.94%	34	37	3		2	N	SC	9	
	Exc Award (06/30/2017, 06/30/2018)																
14982	MIDLAND	11/22/1937	Active	13	1	4	-3	-18.75%	16	6	5		2	R	SC	10	
	Exc Award (06/30/2018, 06/30/2020)																
14987	ORILLIA	08/26/1937	Active	22	1	1	0	0.00%	24	26	5			N		0	\$763.71
	Exc Award (06/30/2018, 06/30/2020)																
14988	ORO DISTRICT L C	01/30/1973	Active	34	1	2	-1	-2.86%	35	23	4			N		0	\$1,161.92
	Exc Award (06/30/2017, 06/30/2024)																
14989	PARRY SOUND	05/31/1940	Active	17	2	0	2	13.33%	14		1			VP,SC	24		
14991	PENETANGUISHENE	08/29/1939	Active	42	6	2	4	10.53%	37	2	2			VP	0		\$622.93
	Exc Award (06/30/2016, 06/30/2018, 06/30/2020)																
32320	PENINSULA L C	05/28/1976	Active	14	0	0	0	0.00%	20		9			N	M,SC	19	\$347.14
	Exc Award (06/30/2017, 06/30/2018)																
14992	PORT CARLING	11/01/1945	Active	23	1	4	-3	-11.54%	26	12	0			N	SC	3	\$105.93
	Exc Award (06/30/2016)																
38602	PORT MC NICOLL	06/29/1980	Active	16	1	6	-5	-23.81%	21	8	2			R	SC	8	\$17.83
	Exc Award (06/30/2024)																
14993	SCHOMBERG	03/20/1947	Active	20	2	0	2	11.11%	18		5		4	M,VP,SC	0		



Club Health Assessment for District A 12 through April 2025

			Status	Membership							Reports					Finance		LCIF
Club Number	Club Name	Charter Date		Current Member Count	YTD Members Added	YTD Members Dropped	YTD Net Growth	YTD Net Growth%	Member Count 12 Months Ago	Avg. length of service for dropped members	Months Since Last MMR ***	Yrs. Since Last Officer Report	President Rotation	Vice President Reported ****	Months Since Last Activity Report ***	Account Balance	Donations for current Fiscal Year	
			Number of times on status quo within last two years	If below 15 members appears				If net loss is greater than 20% appears			If no report in 3 months appears in	When more than one year appears in	Number of repeat terms	Notes the officers that do not have an active	If no report at 12 months appears in red			
14709	SOUTH RIVER	06/10/1960	Active	29	7	4	3	11.54%	26	25	2		2	R	M,SC	2	\$7.12	
	Exc Award (06/30/2017, 06/30/2024)																	
37933	SPRINGWATER VESPRE	01/29/1980	Active	12	0	0	0	0.00%	12		14		2		VP,SC	10		
	Exc Award (06/30/2018)																	
14994	STAYNER	05/24/1956	Active	20	0	1	-1	-4.76%	21	3	3			N	SC	3	\$1,460.26	
	Exc Award (06/30/2017, 06/30/2024)																	
14995	STEPHENSON DISTRICT L C	05/25/1973	Active	30	10	1	9	42.86%	20	1	0		3	R	SC	6		
14712	SUNDRIDGE	03/30/1944	Active	19	4	4	0	0.00%	19	8	1				VP,SC	16	\$7.12	
	Exc Award (06/30/2019, 06/30/2023)																	
30594	THORNTON DISTRICT	04/11/1975	Active	12	4	0	4	50.00%	8		3		8		M,VP,SC	24+		
98169	TINY TOWNSHIP	01/01/2007	Active	31	4	0	4	14.81%	27		3		2	R		0	\$300.16	
	Exc Award (06/30/2017, 06/30/2018, 06/30/2020)																	
14998	TOTTENHAM DISTRICT L C	02/09/1969	Active	28	0	2	-2	-6.67%	26	1	2			N	M,SC	15	\$7.12	
	Exc Award (06/30/2023)																	
15000	VICTORIA HARBOUR & DISTRICT	07/18/1972	Active	35	2	2	0	0.00%	38	2	6		4	R		0	\$202.05	
	Exc Award (06/30/2018, 06/30/2023)																	
15001	WASAGA BEACH	02/12/1963	Active	49	9	0	9	22.50%	40		3			N	VP	4	\$355.83	
	Exc Award (06/30/2017, 06/30/2018, 06/30/2020)																	
15002	WASHAGO	11/15/1949	Active	25	2	4	-2	-7.41%	27	5	3		None		P,T,M,VP,SC	4	\$1,091.42	
	Exc Award (06/30/2017, 06/30/2023)																	
14686	WHITESTONE MC KELLAR	03/09/1972	Active	12	0	2	-2	-14.29%	14	0	9		4		M,VP,SC	0		
	Exc Award (06/30/2023, 06/30/2024)																	
15003	WINDERMERE & DISTRICT L C	04/23/1968	Active	13	1	0	1	8.33%	13		6		9	N	M,VP,SC	19	\$146.03	

Clubs Cancelled Previous Fiscal Year – Clubs Cancelled within last 12 months may be reinstated

Club Number	Club Name	Charter Date	Current Status*	Cancellation Date
130905	Collingwood Centennial	05/08/2017	Cancelled(6*)	04/29/2024



Club Health Assessment for District A 12 through April 2025

Club Number			Club Name			Charter Date			Status	Membership						Reports				Finance		LCIF		
										Current Member Count	YTD Members Added	YTD Members Dropped	YTD Net Growth	YTD Net Growth%	Member Count 12 Months Ago	Avg. length of service for dropped members	Months Since Last MMR ***	Yrs. Since Last Officer Report	President Rotation	Vice President Reported ****	Months Since Last Activity Report ***	Account Balance	Donations for current Fiscal Year	
									Number of times on status quo within last two years	If below 15 members appears			If net loss is greater than 20% appears			If no report in 3 months appears in		When more than one year appears in	Number of repeat terms	Notes the officers that do not have an active		If no report at 12 months appears in red		
Current Total Clubs Count	YTD New Clubs Count	YTD Cancelled Clubs Count	YTD Net Club Gain	Current Total Members Count	YTD Add	YTD Drop	YTD Net Growth	YTD Net Growth %	Member Count 12 Months Ago	Average Member Count Per Club	% of Clubs with less than 20 members	% No MMR in 3 Months	% No Officer Report in 12 Months	% of Clubs with balance 90+ days	Number of Clubs in Status Quo	% Status Quo Clubs in Financial Suspension	Number of Cancelled Clubs	Average Cancelled Club Age	Members Lost Due to Cancellation	% of Clubs Cancelled for Non-Financial Reasons				
44	0	0	0	974	98	123	-25	-2.50%	1,010	22	41%	55%	0%	2%	0	0%	0	0	0	0%				

* - P - Priority Club. Cancellation Reasons: 1-Objectives/conduct, 2-Non-active club, 5-Non-existing club, 6-Disbanding, 7-Merger, 8-Financial Suspension, 9-District/Multiple District Dues.

** - Abbreviation: P-President, S-Secretary, T-Treasurer, M-Member Chairperson, VP-First Vice President, MC-Communications Chairperson, SC-Service Chairperson

*** - Abbreviation: N/R - Never reported using the Lions Clubs website, N/A - Not applicable, No password registered for the Lions Clubs website.

**** - Abbreviation: N - New, IP - Immediate Past, R - Repeat.



Club Health Assessment for District A 15 through April 2025

			Status	Membership							Reports					Finance		LCIF
Club Number	Club Name	Charter Date		Current Member Count	YTD Members Added	YTD Members Dropped	YTD Net Growth	YTD Net Growth%	Member Count 12 Months Ago	Avg. length of service for dropped members	Months Since Last MMR ***	Yrs. Since Last Officer Report	President Rotation	Vice President Reported ****	Months Since Last Activity Report ***	Account Balance	Donations for current Fiscal Year	
			Number of times on status quo within last two years	If below 15 members appears				If net loss is greater than 20% appears			If no report in 3 months appears in	When more than one year appears in	Number of repeat terms	Notes the officers that do not have an active	If no report at 12 months appears in red			
Clubs more than two years old																		
110809	ARISS AND MARYHILL	04/12/2011	Active	15	3	0	3	25.00%	12		1		2	VP	4			
14831	ATWOOD	01/29/1957	Active	37	2	1	1	2.78%	36	7	1			N	SC	0	\$694.28	
62161	AYR - NORTH DUMFRIES	06/23/1999	Active	15	0	1	-1	-6.25%	16	26	2				T,VP,SC	10		
14832	BAYFIELD	02/04/1947	Active	35	0	2	-2	-5.41%	35	20	1		2	R	M,SC	24+	\$719.44	
33844	BELWOOD & DISTRICT L C	05/10/1977	Active	16	2	0	2	14.29%	25		1		2	N	SC	0		
Exc Award (06/30/2016)																		
14923	BRANTFORD	02/23/1926	Active	6	0	1	-1	-14.29%	8	4	0				VP,SC	0		
119686	Breslau	06/21/2013	Active	3	0	0	0	0.00%	3		23		7		M,VP,SC	10		
14834	BRIDGEPORT	02/22/1967	Active	8	0	0	0	0.00%	8		14		3	R	M,SC	11	\$347.14	
14924	BURFORD	12/20/1945	Active	19	0	4	-4	-17.39%	23	11	0			N	M,SC	2		
61745	CAMBRIDGE HIGHLANDS	04/01/1999	Active	7	0	0	0	0.00%	8		0		2	N		1	\$694.28	
Exc Award (06/30/2017, 06/30/2018, 06/30/20)																		
43481	CENTRALIA-HURON PARK L C	02/29/1984	Active(1)	3	0	2	-2	-40.00%	5	9	6		2		M,VP,SC	24+		
Exc Award (06/30/2018)																		
31933	COPETOWN	03/23/1976	Active	29	3	3	0	0.00%	29	16	0			N	M,SC	0	\$214.08	
Exc Award (06/30/2018, 06/30/2021)																		
14837	DRUMBO	12/01/1955	Active	19	5	3	2	11.76%	17	33	2			N	T,M,SC	1	\$348.96	
14932	DUNDAS	01/15/1931	Active	37	4	4	0	0.00%	38	23	0				VP	0	\$1,140.33	
147289	Dundas Lioness	06/30/2021	Active	18	2	2	0	0.00%	18	1	4			N	S,M,SC	24+		
14839	ELMIRA	04/26/1955	Active	89	6	2	4	4.71%	86	29	0			N		24+		
14840	ELORA	11/12/1946	Active	13	0	0	0	0.00%	13		12			N	M,VP,SC	0	\$432.01	
14841	EXETER	12/01/1937	Active	55	3	2	1	1.85%	54	17	1			N		2	\$719.44	
Exc Award (06/30/2018)																		
34522	FERGUS	10/07/1977	Active	24	5	2	3	14.29%	24	11	0		7	R	M	4	\$34.69	
45682	FREELTON	01/31/1986	Active	16	9	0	9	128.57%	15		0			IP	M,SC	0		




Club Health Assessment for District A 15 through April 2025

			Status	Membership							Reports					Finance		LCIF
Club Number	Club Name	Charter Date		Current Member Count	YTD Members Added	YTD Members Dropped	YTD Net Growth	YTD Net Growth%	Member Count 12 Months Ago	Avg. length of service for dropped members	Months Since Last MMR ***	Yrs. Since Last Officer Report	President Rotation	Vice President Reported ****	Months Since Last Activity Report ***	Account Balance	Donations for current Fiscal Year	
			Number of times on status quo within last two years	If below 15 members appears				If net loss is greater than 20% appears			If no report in 3 months appears in	When more than one year appears in	Number of repeat terms		Notes the officers that do not have an active	If no report at 12 months appears in red		
14842	GALT-CAMBRIDGE L C	01/31/1938	Active	12	2	0	2	20.00%	10		6		2	R	SC	24+		\$1,079.17
56118	GLEN MORRIS	09/20/1994	Active	22	1	0	1	4.76%	21		0		2		M,VP,SC	14		
14845	GUELPH	09/26/1944	Active	22	4	4	0	0.00%	20	11	0		2	N		1		
Exc Award (06/30/2020, 06/30/2021, 06/30/2022)																		
46959	GUELPH ROYAL CITY	02/27/1987	Active	12	1	1	0	0.00%	13	20	4			N	M,SC	0		
29371	HICKSON & DISTRICT	05/29/1974	Active	10	0	2	-2	-16.67%	12	7	0			N		0		(\$147.49)
14847	HILLSBURGH & DISTRICT L C	05/20/1971	P- Active	0	0	10	-10	-100.00%	10	12	4		None		P,S,T,M,VP SC	24+		
Exc Award (06/30/2016, 06/30/2018)																		
14849	INGERSOLL	12/14/1938	Active	17	4	0	4	30.77%	13		0		3		M,VP	1		
Exc Award (06/30/2016)																		
33218	INNERKIP & DIST	01/06/1977	Active	32	4	1	3	10.34%	29	3	0			N		0		\$1,148.55
14850	KITCHENER	08/05/1937	Active	30	3	8	-5	-14.29%	34	1	1		2	N	SC	0		\$69.38
Exc Award (06/30/2016, 06/30/2024)																		
14851	KITCHENER OKTOBERFEST	09/17/1970	Active	11	0	0	0	0.00%	11		12			N	SC	2		
36892	KITCHENER PIONEER	04/23/1979	Active	15	1	2	-1	-6.25%	16	2	0		2		VP,SC	0		
59129	KITCHENER-WATERLOO COMM SPIRIT	02/11/1997	Active	13	1	0	1	8.33%	17		0		2	R		0		\$711.57
Exc Award (06/30/2021, 06/30/2023)																		
40871	LINWOOD & DIST	02/26/1982	Active	17	3	0	3	21.43%	14		5		3		VP,SC	24+		
14939	LYNDEN	03/07/1957	Active	27	2	1	1	3.85%	27	68	1		2	N	SC	0		\$716.49
Exc Award (06/30/2016)																		
29918	MARSVILLE & DISTRICT	11/13/1974	Active	4	0	1	-1	-20.00%	5	50	5		18		P,M,VP,SC	2		
Exc Award (06/30/2016)																		
14853	MILVERTON	12/04/1939	Active	37	6	1	5	15.63%	34	1	0			N	M,SC	24+		
14855	MONKTON	09/15/1952	Active	20	6	2	4	25.00%	17	25	0				P,VP,SC	24+		\$1,040.76
130035	Mosborough Busy Busy	02/15/2017	Active	22	0	1	-1	-4.35%	23	3	6		5	R		12		
14861	PARADISE & DISTRICT L C	02/14/1973	Active	20	1	0	1	5.26%	19		6				VP,SC	24+		\$1,392.21



Club Health Assessment for District A 15 through April 2025

			Status	Membership							Reports					Finance	LCIF
Club Number	Club Name	Charter Date		Current Member Count	YTD Members Added	YTD Members Dropped	YTD Net Growth	YTD Net Growth%	Member Count 12 Months Ago	Avg. length of service for dropped members	Months Since Last MMR ***	Yrs. Since Last Officer Report	President Rotation	Vice President Reported ****	Months Since Last Activity Report ***	Account Balance	Donations for current Fiscal Year
			Number of times on status quo within last two years	If below 15 members appears				If net loss is greater than 20% appears			If no report in 3 months appears in	When more than one year appears in	Number of repeat terms	Notes the officers that do not have an active	If no report at 12 months appears in red		
14945	PARIS	03/16/1931	Active	41	6	6	0	0.00%	41	17	2			N SC	2		
	Exc Award (06/30/2017, 06/30/2018, 06/30/2020)																
68902	PLATTSVILLE & DISTRICT	06/17/2003	Active	14	1	0	1	7.69%	13		0		2	R S,SC	2		
14946	ROCKTON	04/13/1965	Active	53	2	1	1	1.92%	52	4	0			N M	16		\$1,110.51
	Exc Award (06/30/2018, 06/30/2021)																
14864	ROCKWOOD & DISTRICT L C	03/03/1972	Active	25	4	3	1	4.17%	23	7	0		5	R M,SC	1		\$2,031.51
14949	SHEFFIELD	04/26/1965	Active	15	1	0	1	7.14%	14		0			N	12		\$1,745.76
	Exc Award (06/30/2024)																
14947	ST GEORGE	04/11/1945	Active	63	6	2	4	6.78%	62	14	0			N SC	0		\$2,367.74
	Exc Award (06/30/2016, 06/30/2018)																
14865	ST JACOBS	09/10/1953	Active	24	3	1	2	9.09%	23	0	4		3	R SC	1		
	Exc Award (06/30/2017)																
14866	ST MARYS	01/23/1940	Active	20	0	0	0	0.00%	20		11		2	VP,SC	0		
14868	STRATFORD	01/13/1925	Active	11	1	1	0	0.00%	11	1	0			VP	3		\$1,085.30
	Exc Award (06/30/2024)																
44432	SWEABURG & DIST	12/17/1984	Active	20	0	1	-1	-4.76%	21	4	0			N VP	7	90+ Days	
14870	THAMESFORD	01/04/1961	Active	66	1	1	0	0.00%	70	47	3		2	N	0		\$2,487.13
	Exc Award (06/30/2016, 06/30/2018, 06/30/2020)																
14952	WATERDOWN DISTRICT L C	04/30/1967	Active	18	1	0	1	5.88%	17		0		2	R SC	24+		\$35.78
	Exc Award (06/30/2018)																
29919	WELLESLEY & DISTRICT	11/13/1974	Active	24	4	1	3	14.29%	26	2	6		2	R M,SC	16		
85011	WEST COAST	03/10/2005	Active(1)	19	9	0	9	90.00%	10		0		2	N SC	24		
	Exc Award (06/30/2016)																
14857	WILMOT LIONESS	10/20/1967	Active	27	2	0	2	8.00%	25		1		2	R SC	24+		
14875	WOODSTOCK	04/01/1931	Active	26	0	0	0	0.00%	28		0		2	VP,SC	10		
	Exc Award (06/30/2016)																
68901	WOOLWICH COMMUNITY	06/17/2003	Active	52	10	0	10	23.81%	45		0			N	0		\$355.84
	Exc Award (06/30/2024)																



Club Health Assessment for District A 15 through April 2025

					Membership										Reports				Finance		LCIF																																																																																																																																																																																																																																																																																																																																																																																																																																																																																																																																																																																																																																																																																																											
Club Number	Club Name	Charter Date																																																																																																																																																																																																																																																																																																																																																																																																																																																																																																																																																																																																																																																																																																																														

* - P - Priority Club. Cancellation Reasons: 1-Objectives/conduct, 2-Non-active club, 5-Non-existing club, 6-Disbanding, 7-Merger, 8-Financial Suspension, 9-District/Multiple District Dues.

** - Abbreviation: P-President, S-Secretary, T-Treasurer, M-Member Chairperson, VP-First Vice President, MC-Communications Chairperson, SC-Service Chairperson

*** - Abbreviation: N/R - Never reported using the Lions Clubs website, N/A - Not applicable, No password registered for the Lions Clubs website.

**** - Abbreviation: N - New, IP - Immediate Past, R - Repeat.




Club Health Assessment for District A 16 through April 2025

			Status	Membership							Reports					Finance		LCIF
Club Number	Club Name	Charter Date		Current Member Count	YTD Members Added	YTD Members Dropped	YTD Net Growth	YTD Net Growth%	Member Count 12 Months Ago	Avg. length of service for dropped members	Months Since Last MMR ***	Yrs. Since Last Officer Report	President Rotation	Vice President Reported ****	Months Since Last Activity Report ***	Account Balance	Donations for current Fiscal Year	
			Number of times on status quo within last two years	If below 15 members appears				If net loss is greater than 20% appears			If no report in 3 months appears in	When more than one year appears in	Number of repeat terms	Notes the officers that do not have an active	If no report at 12 months appears in red			
Clubs less than two years old																		
171839	Vaughan Saga	05/29/2024	Active	20	0	2	-2	-9.09%	0	1	1		2	N	S,T,M,SC	1	90+ Days	
179754	Zephyr Scott	01/31/2025	Newly Chartered	23	23	0	23	100.00%	0		2			N	M,SC	0		
Clubs more than two years old																		
14583	AJAX	12/10/1953	Active	18	2	0	2	12.50%	16		5			N	SC	4	\$694.28	
Exc Award (06/30/2023)																		
128874	Angus Glen	09/29/2016	Active	11	0	0	0	0.00%	11		1			R		1	\$138.35	
Exc Award (06/30/2018, 06/30/2021)																		
14955	AURORA	04/12/1944	Active	20	4	4	0	0.00%	24	3	0				VP,SC	0	\$1,055.49	
Exc Award (06/30/2016, 06/30/2018, 06/30/2021)																		
14959	BEAVERTON	12/12/1947	Active	55	4	3	1	1.85%	55	6	0			N		1	\$18.07	
Exc Award (06/30/2017)																		
39045	BLACKSTOCK CARTWRIGHT	11/20/1980	Active	15	0	3	-3	-16.67%	18	3	3				VP	1	\$424.98	
Exc Award (06/30/2017, 06/30/2019, 06/30/2021)																		
37049	BOBCAYGEON & DISTRICT	05/17/1979	Active	22	6	1	5	29.41%	30	0	2			N		2	\$1,761.79	
Exc Award (06/30/2020, 06/30/2021)																		
14963	BRECHIN DISTRICT L C	03/12/1969	Active	13	0	0	0	0.00%	14		0		6	R	M,SC	0	\$138.86	
105676	BROOKLIN ASHBURN MYRTLE	06/03/2009	Active	6	1	0	1	20.00%	5		7		11		VP,SC	7		
Exc Award (06/30/2021)																		
102253	CANADA HK UNIONVILLE DONCREST N HORIZON	06/03/2008	Active	23	5	2	3	15.00%	24	4	5		2	N		5	\$697.93	
Exc Award (06/30/2022)																		
14965	CANNINGTON	01/08/1948	Active	27	4	1	3	12.50%	25	1	3			N	M	3	\$247.49	
Exc Award (06/30/2021, 06/30/2024)																		
145966	Cannington Lioness	05/20/2021	Active	10	0	0	0	0.00%	10		3			N		0	\$638.62	
Exc Award (06/30/2022, 06/30/2023, 06/30/2024)																		
14966	CLAREMONT DISTRICT L C	02/28/1968	Active	5	0	2	-2	-28.57%	7	10	7		3		S,M,VP,SC	2		
Exc Award (06/30/2018)																		



Club Health Assessment for District A 16 through April 2025

			Status	Membership							Reports					Finance		LCIF
Club Number	Club Name	Charter Date		Current Member Count	YTD Members Added	YTD Members Dropped	YTD Net Growth	YTD Net Growth%	Member Count 12 Months Ago	Avg. length of service for dropped members	Months Since Last MMR ***	Yrs. Since Last Officer Report	President Rotation	Vice President Reported ****	Months Since Last Activity Report ***	Account Balance	Donations for current Fiscal Year	
			Number of times on status quo within last two years	If below 15 members appears				If net loss is greater than 20% appears			If no report in 3 months appears in	When more than one year appears in	Number of repeat terms	Notes the officers that do not have an active	If no report at 12 months appears in red			
14592	COBOCONK	06/22/1953	Active	24	4	1	3	14.29%	21	1	0		3	T,M,VP,SC	2		\$208.15	
40756	DUNS FORD & DIST	01/31/1982	Active	16	0	2	-2	-11.11%	20	5	5			R M,SC	0		\$1,089.61	
	Exc Award (06/30/2024)																	
29614	FENELON FALLS & DISTRICT	06/28/1974	Active	21	1	2	-1	-4.55%	21	23	5			N VP	2		\$1,162.04	
	Exc Award (06/30/2019)																	
44538	FOWLERS CORNERS & DIST	01/11/1985	Active	40	8	3	5	14.29%	35	0	0			N SC	0		\$434.44	
	Exc Award (06/30/2020, 06/30/2023)																	
39046	GOODWOOD	11/10/1980	Active	16	0	1	-1	-5.88%	18	1	4		2	N T,M,SC	5		\$318.18	
54692	GREENBANK & DIST	06/30/1993	Active	33	9	0	9	37.50%	26		5			M,VP,SC	0		\$543.74	
	Exc Award (06/30/2019, 06/30/2020, 06/30/2023)																	
35058	HALIBURTON & DISTRICT L C	02/14/1978	Active	33	1	0	1	3.13%	32		2			R SC	1		\$140.95	
	Exc Award (06/30/2016, 06/30/2017, 06/30/2023)																	
51095	HOLLAND LANDING & DIST	12/05/1990	Active	15	1	0	1	7.14%	15		0			VP,SC	0			
	Exc Award (06/30/2022)																	
32523	KESWICK & DISTRICT L C	06/30/1976	Active	4	0	0	0	0.00%	6		10		3	VP,SC	6			
14977	KING CITY	05/22/1952	Active	18	0	1	-1	-5.26%	21	1	4			N	2		\$1,866.94	
50113	KINMOUNT & DIST	01/22/1990	Active	22	2	2	0	0.00%	22	6	0			VP	0		\$1,087.48	
	Exc Award (06/30/2016, 06/30/2020, 06/30/2023)																	
14978	KIRKFIELD DISTRICT L C	03/09/1969	Active	15	5	3	2	15.38%	15	3	0			IP SC	0		\$1,079.17	
	Exc Award (06/30/2022, 06/30/2023)																	
14605	LINDSAY	04/14/1953	Active	28	4	0	4	16.67%	24		1			R SC	0		\$512.57	
14765	MAPLE	02/25/1948	Active	14	0	1	-1	-6.67%	15	29	4		13	R M,SC	0		\$730.13	
14981	MARKHAM	10/22/1943	Active	40	4	1	3	8.11%	37	26	1			N	0		\$2,381.88	
	Exc Award (06/30/2017, 06/30/2022)																	
152231	Markham Elite	08/17/2022	Active	29	10	0	10	52.63%	23		1			R	0			
152578	Markham Mantra	09/20/2022	Active	30	7	5	2	7.14%	28	3	2			N	0		\$4,558.36	
	Exc Award (06/30/2024)																	
45109	MINDEN & DIST	06/17/1985	Active	18	0	0	0	0.00%	18		0			N SC	0	90+ Days	\$381.82	



Club Health Assessment for District A 16 through April 2025

			Status	Membership							Reports					Finance	LCIF	
Club Number	Club Name	Charter Date		Current Member Count	YTD Members Added	YTD Members Dropped	YTD Net Growth	YTD Net Growth%	Member Count 12 Months Ago	Avg. length of service for dropped members	Months Since Last MMR ***	Yrs. Since Last Officer Report	President Rotation	Vice President Reported ****	Months Since Last Activity Report ***	Account Balance	Donations for current Fiscal Year	
			Number of times on status quo within last two years	If below 15 members appears			If net loss is greater than 20% appears			If no report in 3 months appears in			When more than one year appears in	Number of repeat terms	Notes the officers that do not have an active	If no report at 12 months appears in red		
Exc Award (06/30/2017, 06/30/2022, 06/30/20)			Active	15	0	3	-3	-16.67%	19	4	3				M,VP,SC	2	90+ Days	\$878.87
14983	MOUNT ALBERT DISTRICT	10/28/1968																
Exc Award (06/30/2019, 06/30/2022, 06/30/20)			Active	30	4	4	0	0.00%	30	5	0			N		0		\$1,983.72
14984	NEWMARKET	02/19/1931																
Exc Award (06/30/2019, 06/30/2021, 06/30/20)			Active	33	0	1	-1	-2.94%	34	1	3			N	M	6		\$357.19
41341	NEWMARKET NORTH	05/24/1982																
Exc Award (06/30/2017)			Active	12	0	0	0	0.00%	13		0		3	N	M,SC	0		
14986	OAK RIDGES	03/14/1950																
Exc Award (06/30/2021, 06/30/2023)			Active	27	11	3	8	42.11%	18	17	0			N		0		\$1,406.61
42948	OAKWOOD & DIST	07/05/1983																
Exc Award (06/30/2018, 06/30/2022, 06/30/20)			Active	12	0	0	0	0.00%	12		0			N	SC	1		\$89.65
145964	Omemee & District Lioness	05/20/2021																
Exc Award (06/30/2023)			Active	17	1	1	0	0.00%	19	21	3				VP,SC	7		\$140.96
14613	OMEMEE DISTRICT	01/22/1957																
Exc Award (06/30/2017, 06/30/2019)			Active	15	1	0	1	7.14%	14		6			R	VP	1		\$74.03
98492	ONTARIO YORK REGION HERITAGE	02/06/2007																
Exc Award (06/30/2016, 06/30/2017, 06/30/20)			Active	34	2	0	2	6.25%	33		2			N		0		\$2,111.32
103871	OSHAWA AIRPORT	10/28/2008																
Exc Award (06/30/2020, 06/30/2022, 06/30/20)			Active	18	0	2	-2	-10.00%	19	28	0			N	SC	0		\$359.72
14615	OSHAWA NORTH OSHAWA	04/23/1970																
Exc Award (06/30/2022)			Active	27	4	2	2	8.00%	29	22	3			N	VP	4		\$1,242.37
46960	OSHAWA WEST	02/27/1987																
Exc Award (06/30/2018)			Active	13	1	0	1	8.33%	12		0			R	M,SC	1		\$716.00
145576	Pefferlaw Lioness	04/06/2021																
Exc Award (06/30/2018, 06/30/2023)			Active	36	6	2	4	12.50%	29	8	4			N		0		
14990	PEFFERLAW DIST	01/24/1956																
Exc Award (06/30/2018, 06/30/2023)			Active	22	1	0	1	4.76%	19		0			N		0		\$428.98
14619	PORT PERRY	11/16/1937																
Exc Award (06/30/2020, 06/30/2022, 06/30/20)			Active	13	0	0	0	0.00%	13		9		4		VP,SC	0		\$347.00
14769	RICHVALE	06/27/1963																
Exc Award (06/30/2019, 06/30/2020)																		



Club Health Assessment for District A 16 through April 2025

			Status	Membership							Reports					Finance		LCIF
Club Number	Club Name	Charter Date		Current Member Count	YTD Members Added	YTD Members Dropped	YTD Net Growth	YTD Net Growth%	Member Count 12 Months Ago	Avg. length of service for dropped members	Months Since Last MMR ***	Yrs. Since Last Officer Report	President Rotation	Vice President Reported ****	Months Since Last Activity Report ***	Account Balance	Donations for current Fiscal Year	
			Number of times on status quo within last two years	If below 15 members appears				If net loss is greater than 20% appears			If no report in 3 months appears in	When more than one year appears in	Number of repeat terms	Notes the officers that do not have appears in an active	If no report at 12 months red			
14996	STOUFFVILLE	12/17/1937	Active	20	1	1	0	0.00%	20	48	0			R	M,SC	2	\$694.28	
	Exc Award (06/30/2023)																	
14997	SUNDERLAND	09/12/1955	Active	57	1	1	0	0.00%	56	13	2			N	VP,SC	5	\$569.71	
	Exc Award (06/30/2019, 06/30/2023, 06/30/2024)																	
14774	THORNHILL DISTRICT	02/23/1947	Active	17	0	0	0	0.00%	17		1		10		P,M,VP,SC	12	\$416.58	
38446	UDORA & LEASKDALE L C	05/23/1980	Active	25	11	24	-13	-34.21%	28	4	0			N		0	\$213.06	
	Exc Award (06/30/2016, 06/30/2017, 06/30/2024)																	
29212	UXBRIDGE & DISTRICT	04/22/1974	Active	10	0	0	0	0.00%	10		10		8		M,VP,SC	6	90+ Days \$192.15	
	Exc Award (06/30/2017)																	
110880	VICTORIA MARKHAM SQUARE	05/02/2011	Active	17	0	2	-2	-10.53%	18	4	9		2	R	M	1		
	Exc Award (06/30/2018, 06/30/2024)																	
15004	WOODVILLE & DISTRICT L C	04/18/1968	Active	26	2	1	1	4.00%	25	38	2			N	SC	0	\$380.59	
	Exc Award (06/30/2017)																	
153318	York Region GRACE	01/05/2023	Active	15	2	0	2	15.38%	18		2		3	N		1		

Clubs Cancelled Previous Fiscal Year – Clubs Cancelled within last 12 months may be reinstated

Club Number	Club Name	Charter Date	Current Status*	Cancellation Date
121205	Sutton & District	01/27/2014	Cancelled(8*)	12/29/2023

Current Total Clubs Count	YTD New Clubs Count	YTD Cancelled Clubs Count	YTD Net Club Gain	Current Total Members Count	YTD Add	YTD Drop	YTD Net Growth	YTD Net Growth %	Member Count 12 Months Ago	Average Member Count Per Club	% of Clubs with less than 20 members	% No MMR in 3 Months	% No Officer Report in 12 Months	% of Clubs with balance 90+ days	Number of Clubs in Status Quo	% Status Quo Clubs in Financial Suspension	Number of Cancelled Clubs	Average Cancelled Club Age	Members Lost Due to Cancellation	% of Clubs Cancelled for Non-Financial Reasons
55	1	0	1	1,195	153	87	66	5.85%	1,141	22	49%	42%	0%	7%	0	0%	0	0	0	0%

* - P - Priority Club. Cancellation Reasons: 1-Objectives/conduct, 2-Non-active club, 5-Non-existing club, 6-Disbanding, 7-Merger, 8-Financial Suspension, 9-District/Multiple District Dues.

** - Abbreviation: P-President, S-Secretary, T-Treasurer, M-Member Chairperson, VP-First Vice President, MC-Communications Chairperson, SC-Service Chairperson

*** - Abbreviation: N/R - Never reported using the Lions Clubs website, N/A - Not applicable, No password registered for the Lions Clubs website.

**** - Abbreviation: N - New, IP - Immediate Past, R - Repeat.



Club Health Assessment for District N 1 through April 2025

			Status	Membership						Reports						Finance		LCIF		
Club Number	Club Name	Charter Date		Current Member Count	YTD Members Added	YTD Members Dropped	YTD Net Growth	YTD Net Growth%	Member Count 12 Months Ago	Avg. length of service for dropped members	Months Since Last MMR ***	Yrs. Since Last Officer Report	President Rotation	Vice President Reported ****	Months Since Last Activity Report ***	Account Balance	Donations for current Fiscal Year			
			Number of times on status quo within last two years	If below 15 members appears					If net loss is greater than 20% appears					If no report in 3 months appears in	When more than one year appears in	Number of repeat terms	Notes the officers that do not have an active	If no report at 12 months appears in red		
Clubs less than two years old																				
180461	Sunbury-York South	02/13/2025	Newly Chartered	23	23	0	23	100.00%	0		1			N	M,SC	1				
Clubs more than two years old																				
13737	ALBERTON	12/06/1966	Active	13	1	0	1	8.33%	12		10		None		P,T,M,VP,SC	0				
13696	BARKERS POINT NORTHSIDE	07/09/1957	Active	5	0	0	0	0.00%	5		12		5		VP,SC	3				
34518	BATH	10/18/1977	Active	27	3	0	3	12.50%	24		1			N	M,SC	0				
13738	BELFAST	01/14/1974	Active	18	3	0	3	20.00%	15		5		3	R	P,M,VP,SC	5				
45408	BOIESTOWN UPPER MIRAMICHI	10/21/1985	Active	23	4	0	4	21.05%	19		2			N	SC	1				
13698	BOUCTOUCHE	05/21/1965	Active	11	0	0	0	0.00%	11		0			N	SC	0	\$347.14			
45889	BURTON	03/20/1986	Active	30	13	6	7	30.43%	24	2	1			N	SC	0	\$33.21			
30588	BURTT'S CORNER	04/16/1975	Active	29	2	2	0	0.00%	32	13	1		2	N	P,M,SC	2				
30173	CAMPBELLTON	01/21/1975	Active	18	1	7	-6	-25.00%	24	24	0				VP,SC	5				
13701	CHIPMAN MINTO L C	05/12/1966	Active	9	0	1	-1	-10.00%	8	7	1		14	R	M,VP,SC	14				
13741	CORNWALL	01/22/1968	Active	7	0	0	0	0.00%	7		34		2		P,T,M,VP,SC	24+				
30264	CYMBRIA	02/26/1975	Active	54	6	2	4	8.00%	50	5	0		2	R	SC	0	\$1,171.59			
13702	DALHOUSIE	03/01/1965	Active	16	3	5	-2	-11.11%	18	15	1				M,VP,SC	3				
39871	DORCHESTER	05/13/1981	Cancelled(6*)	0	0	0	0	0.00%	3		10	1	None		P,S,T,M,VP SC	24+				
46710	DOUGLASTOWN	12/15/1986	Active	6	2	6	-4	-40.00%	16	3	1				M,VP,SC	0				
41015	EAST ROYALTY	03/19/1982	Active	15	0	0	0	0.00%	13		10			R	S,SC	2	\$139.59			
29367	EASTERN CHARLOTTE	05/29/1974	Active	24	4	2	2	9.09%	22	3	0			R	SC	1				
44834	FORT AUGUSTUS	04/02/1985	Active	17	3	1	2	13.33%	15	7	2				T,M,VP,SC	1				
13703	FREDERICTON	11/29/1950	Active	19	1	3	-2	-9.52%	21	2	0		3	R	M,SC	0	\$164.28			
13704	GEARY	07/19/1969	Active	21	2	10	-8	-27.59%	29	8	1			N		3	\$2,092.90			
Exc Award (06/30/2018, 06/30/2022)																				



Club Health Assessment for District N 1 through April 2025

Club Number	Club Name	Charter Date	Status	Membership							Reports					Finance	LCIF
				Current Member Count	YTD Members Added	YTD Members Dropped	YTD Net Growth	YTD Net Growth%	Member Count 12 Months Ago	Avg. length of service members	Months Since Last MMR ***	Yrs. Since Last Officer Report	President Rotation	Vice President Reported ****	Months Since Last Activity Report ***	Account Balance	Donations for current Fiscal Year
			Number of times on status quo within last two years	If below 15 members appears				If net loss is greater than 20% appears			If no report in 3 months appears in	When more than one year appears in	Number of repeat terms	Notes the officers that do not have appears in an active	If no report at 12 months red		
41335	GRAND WASHADEMOAK	05/18/1982	Active	15	3	1	2	15.38%	13	15	1		2	R	M,SC	13	
45324	HAMPTON	08/13/1985	Active(1)	24	2	1	1	4.35%	23	1	6		2	N	SC	0	\$367.14
13707	HARVEY STATION	08/04/1968	Active	19	1	1	0	0.00%	18	43	0			N	M,SC	0	
	Exc Award (06/30/2018)																
13708	HAVELOCK	09/24/1953	Active(1)	9	0	0	0	0.00%	9		12		3		T,M,VP,SC	6	
13715	HUMPHREY LEWISVILLE	04/19/1971	Active	23	1	2	-1	-4.17%	24	29	0			N	SC	0	\$370.80
13744	SUNNY BRAE														VP	0	\$1,060.85
13744	HUNTER RIVER	03/06/1973	Active	16	0	0	0	0.00%	16		0					0	
40426	JEMSEG	10/14/1981	Active	16	0	0	0	0.00%	16		12			N		0	
13711	KENNEBECASIS	10/25/1959	Active	18	1	4	-3	-14.29%	22	23	5		2	R	SC	24+	
13745	KENSINGTON	10/29/1954	Active	17	1	1	0	0.00%	18	1	1			N	P	2	\$384.22
49412	LAKEVILLE	04/19/1989	Active	5	1	1	0	0.00%	5	3	2		20		T,M,VP,SC	1	
30509	MAGNETIC HILL	04/07/1975	Active	6	0	0	0	0.00%	6		12		4		P,M,VP,SC	24+	90+ Days
54686	MALPEQUE BAY AREA	06/30/1993	Active	5	0	1	-1	-16.67%	6	4	2		3		P,M,VP,SC	22	
29528	MC ADAM	06/28/1974	Active	29	2	2	0	0.00%	29	3	0			N	SC	0	
37424	MILLIDGEVILLE-NORTH END L C	07/13/1979	Active	16	3	2	1	6.67%	16	6	1			N		0	\$968.04
13714	MONCTON	04/06/1949	Active	27	7	0	7	35.00%	20		0		2	R		1	\$3,830.79
13746	MONTAGUE	05/16/1968	Active	8	0	0	0	0.00%	8		11		2	N	P,T,M,VP,SC	24+	
13747	MORELL	11/10/1969	Active	15	0	0	0	0.00%	15		11		2		M,VP,SC	24+	
142382	Mount Stewart	08/18/2020	Active(1)	12	0	0	0	0.00%	12		12			IP	SC	9	
13716	NACKAWIC	10/22/1970	Active	27	5	1	4	17.39%	23	4	0			IP	T,SC	0	\$1,000.00
13717	NASHWAAKSIS	03/22/1966	Active	55	4	1	3	5.77%	52	57	0			N	S,SC	7	\$3,248.40
46540	NEW MARYLAND	09/16/1986	Active	19	2	4	-2	-9.52%	21	4	0		3	R	SC	0	
13718	NEWCASTLE	02/11/1965	Active	19	0	10	-10	-34.48%	29	29	1			N	T,M,SC	0	
32080	NORTH & SOUTH ESK L C	04/22/1976	Active	7	0	4	-4	-36.36%	11	18	0		9		P,T,M,VP,SC	24+	
13750	NORTH RUSTICO	11/07/1966	Active	18	1	2	-1	-5.26%	19	16	0				M,VP,SC	0	\$69.79



Club Health Assessment for District N 1 through April 2025

Club Number	Club Name	Charter Date	Status	Membership							Reports					Finance	LCIF
				Current Member Count	YTD Members Added	YTD Members Dropped	YTD Net Growth	YTD Net Growth%	Member Count 12 Months Ago	Avg. length of service for dropped members	Months Since Last MMR ***	Yrs. Since Last Officer Report	President Rotation	Vice President Reported ****	Months Since Last Activity Report ***	Account Balance	Donations for current Fiscal Year
			Number of times on status quo within last two years	If below 15 members appears				If net loss is greater than 20% appears			If no report in 3 months appears	When more than one year appears in	Number of repeat terms	Notes the officers that do not have an active	If no report at 12 months red		
13751	OLEARY	08/28/1962	Active	17	1	2	-1	-5.56%	18	21	1			N	S,T,M,VP,SC	5	
13752	PARKDALE SHERWOOD L C	07/25/1960	Active	42	2	2	0	0.00%	40	28	0			N	SC	0	\$3,596.39
77933	PICKWAUKET	12/10/2003	Active	6	0	7	-7	-53.85%	13	7	0			N	M,SC	0	\$210.60
Exc Award (06/30/2021)																	
143088	Pokeshaw & Black Rock Club	12/01/2020	Active	29	11	4	7	31.82%	22	4	1		5		M,VP,SC	N/R	
13709	QUISPAMIS ISLAND VIEW	12/18/1973	Active	18	3	1	2	12.50%	16	1	2				M,VP,SC	6	
13721	REXTON	03/15/1962	Active	46	11	1	10	27.78%	36	20	0		2	R	SC	5	\$2,000.00
13723	RIVER VALLEY L C	05/03/1967	Active	11	1	2	-1	-8.33%	12	57	0		None	N	P,S,T,VP	1	
13724	RIVERVIEW	03/04/1960	Active	76	10	3	7	10.14%	67	24	1			N	P,VP,SC	1	\$69.43
Exc Award (06/30/2017)																	
13730	SALISBURY	07/27/1953	Active	45	4	2	2	4.65%	40	4	0			R	SC	2	\$1,987.84
13731	SHEDIAC	10/04/1961	Active	9	1	4	-3	-25.00%	13	14	4			N	M,SC	2	
46023	SHIPPAGAN	04/22/1986	Active	36	0	0	0	0.00%	36		8		9		P,M,VP,SC	24+	
13734	SIMONDS	04/19/1963	Active	22	4	2	2	10.00%	21	2	0			N		0	\$4,548.92
13755	SOURIS	07/27/1955	Active	33	2	2	0	0.00%	33	6	1		2		VP,SC	3	\$109.74
13753	ST ELEANORS	04/11/1961	Active	23	2	1	1	4.55%	22	5	0				M,VP,SC	1	
33675	ST MARTINS & DISTRICT L C	04/08/1977	Active	11	1	3	-2	-15.38%	11	20	3		6	N	M,SC	0	
13729	ST STEPHEN MILLTOWN	11/12/1958	Active	11	0	0	0	0.00%	11		12		2	R	P,M,SC	24+	
30046	STRATFORD AND AREA INC	12/23/1974	Active	26	3	1	2	8.33%	26	6	0			N	SC	3	\$71.17
13756	SUMMERSIDE	10/12/1954	Active	17	0	0	0	0.00%	17		6		2		M,VP,SC	9	
13735	SUSSEX	08/13/1953	Active	17	0	4	-4	-19.05%	19	3	0			N	SC	3	
13720	TOBIQUE L C	09/11/1969	Active	14	0	1	-1	-6.67%	15	12	5				M,VP,SC	4	
33326	TRACADIE	02/11/1977	Active	22	3	0	3	15.79%	18		5		2	N	M,SC	8	
39353	UPPER GAGETOWN RIVER ROAD	01/28/1981	Active	8	3	3	0	0.00%	9	12	0			N	T,M,SC	0	
39809	UPPER NASHWAAK L C	04/23/1981	Active	10	0	0	0	0.00%	10		12		9	R	T,M,VP	1	



Club Health Assessment for District N 1 through April 2025

Club Number	Club Name	Charter Date	Status	Membership							Reports					Finance	LCIF
				Current Member Count	YTD Members Added	YTD Members Dropped	YTD Net Growth	YTD Net Growth%	Member Count 12 Months Ago	Avg. length of service for dropped members	Months Since Last MMR ***	Yrs. Since Last Officer Report	President Rotation	Vice President Reported ****	Months Since Last Activity Report ***	Account Balance	Donations for current Fiscal Year
			Number of times on status quo within last two years	If below 15 members appears				If net loss is greater than 20% appears			If no report in 3 months appears	When more than one year appears in	Number of repeat terms	Notes the officers that do not have an active	If no report at 12 months appears in red		
13757	VERNON RIVER	04/18/1972	Active	11	0	0	0	0.00%	11		11		2	R P,VP,SC	2		
13758	WINSLOE	04/28/1972	Active	31	1	2	-1	-3.13%	32	5	2			N SC	1		
Exc Award (06/30/2016)																	

Clubs Cancelled Previous Fiscal Year – Clubs Cancelled within last 12 months may be reinstated

Club Number	Club Name	Charter Date	Current Status*	Cancellation Date
13706	HARTLAND	02/10/1966	Cancelled(6*)	09/29/2023
135014	Irishtown Ladder-Up Specialty INC	06/27/2018	Cancelled(8*)	06/29/2024

Current Total Clubs Count	YTD New Clubs Count	YTD Cancelled Clubs Count	YTD Net Club Gain	Current Total Members Count	YTD Add	YTD Drop	YTD Net Growth	YTD Net Growth %	Member Count 12 Months Ago	Average Member Count Per Club	% of Clubs with less than 20 members	% No MMR in 3 Months	% No Officer Report in 12 Months	% of Clubs with balance 90+ days	Number of Clubs in Status Quo	% Status Quo Clubs in Financial Suspension	Number of Cancelled Clubs	Average Cancelled Club Age	Members Lost Due to Cancellation	% of Clubs Cancelled for Non-Financial Reasons
69	1	1	0	1,401	168	130	38	2.79%	1,367	20	62%	32%	0%	1%	0	0%	1	107	0	0%

* - P - Priority Club. Cancellation Reasons: 1-Objectives/conduct, 2-Non-active club, 5-Non-existing club, 6-Disbanding, 7-Merger, 8-Financial Suspension, 9-District/Multiple District Dues.

** - Abbreviation: P-President, S-Secretary, T-Treasurer, M-Member Chairperson, VP-First Vice President, MC-Communications Chairperson, SC-Service Chairperson

*** - Abbreviation: N/R - Never reported using the Lions Clubs website, N/A - Not applicable, No password registered for the Lions Clubs website.

**** - Abbreviation: N - New, IP - Immediate Past, R - Repeat.




Club Health Assessment for District N 2 through April 2025

			Status	Membership							Reports					Finance		LCIF
Club Number	Club Name	Charter Date		Current Member Count	YTD Members Added	YTD Members Dropped	YTD Net Growth	YTD Net Growth%	Member Count 12 Months Ago	Avg. length of service for dropped members	Months Since Last MMR ***	Yrs. Since Last Officer Report	President Rotation	Vice President Reported ****	Months Since Last Activity Report ***	Account Balance	Donations for current Fiscal Year	
			Number of times on status quo within last two years	If below 15 members appears				If net loss is greater than 20% appears			If no report in 3 months appears in	When more than one year appears in	Number of repeat terms	Notes the officers that do not have an active	If no report at 12 months appears in red			
Clubs more than two years old																		
13759	AMHERST	11/20/1954	Active	43	4	7	-3	-6.52%	46	3	1			N	0		\$7,054.82	
Exc Award (06/30/2020)																		
13760	ANNAPOLIS ROYAL	05/06/1957	Active	12	0	1	-1	-7.69%	15	1	1		2	N	5		\$881.20	
Exc Award (06/30/2016, 06/30/2018)																		
13761	ANTIGONISH	10/22/1962	Active	29	0	1	-1	-3.33%	30	8	1		3	N	P,VP,SC	0		
13762	ARMDALE FAIRVIEW ROCK	11/23/1955	Active	10	0	0	0	0.00%	10		0		6	R	SC	0		
13763	AYLESFORD DISTRICT	11/28/1967	Active	21	6	0	6	40.00%	16		0		2	R	SC	4		
13764	BADDECK	05/30/1951	Active	46	0	1	-1	-2.13%	44	57	2		2	R	M,SC	4		
13765	BARRINGTON AREA	11/28/1962	Active	43	2	1	1	2.38%	42	4	0			N	SC	0		
87908	BEAVER BANK KINSAC	04/27/2005	Active	42	1	3	-2	-4.55%	46	7	3		3	N	M	0	\$223.11	
13766	BEDFORD	01/23/1946	Active	39	2	10	-8	-17.02%	48	15	1			N	SC	3	\$72.29	
Exc Award (06/30/2016, 06/30/2017, 06/30/2018)																		
13767	BERWICK	02/06/1961	Active	56	8	4	4	7.69%	50	20	1			N	SC	19	\$2,000.00	
13768	BRIDGETOWN	08/29/1955	Active	14	1	0	1	7.69%	15		8				M,VP,SC	2		
13769	BRIDGEWATER AND AREA	09/19/1955	Active	20	1	1	0	0.00%	22	8	6		2	N		4	\$229.64	
Exc Award (06/30/2018)																		
33174	CABOT TRAIL L C	12/31/1976	Active	13	1	1	0	0.00%	13	2	3			R	M,SC	1		
13770	CANNING DISTRICT L C	10/30/1969	Active	36	6	1	5	16.13%	31	0	1			N	SC	0	\$14.60	
13771	CANSO	04/25/1968	Active	42	6	1	5	13.51%	37	10	1		2	N	VP,SC	0	\$107.92	
61040	CHESTER BASIN-NEW ROSS-CHESTER	07/22/1998	Active	16	4	0	4	33.33%	12		0		None		P,T,M,VP,SC	1	\$69.38	
44360	CHEZZETCOOK & DISTRICT	11/26/1984	Active	30	8	0	8	36.36%	24		0			N		0		
Exc Award (06/30/2023)																		
38596	COLDBROOK & DIST L C	06/16/1980	Active	35	3	4	-1	-2.78%	35	5	0			N	M,SC	1	90+ Days	
41480	COLE HARBOUR	06/07/1982	Cancelled(6*)	0	1	9	-8	-100.00%	11	10	3		None		P,S,T,M,VP SC	7		
130460	Dalhousie University Campus	03/23/2017	Cancelled(8*)	0	0	8	-8	-100.00%	8	6	4	1	None		P,S,T,M,VP SC	24+	90+ Days	



Club Health Assessment for District N 2 through April 2025

			Status	Membership							Reports					Finance		LCIF
Club Number	Club Name	Charter Date		Current Member Count	YTD Members Added	YTD Members Dropped	YTD Net Growth	YTD Net Growth%	Member Count 12 Months Ago	Avg. length of service for dropped members	Months Since Last MMR ***	Yrs. Since Last Officer Report	President Rotation	Vice President Reported ****	Months Since Last Activity Report ***	Account Balance	Donations for current Fiscal Year	
			Number of times on status quo within last two years	If below 15 members appears				If net loss is greater than 20% appears			If no report in 3 months appears in	When more than one year appears in	Number of repeat terms	Notes the officers that do not have an active	If no report at 12 months appears in red			
13772	DARTMOUTH	10/25/1945	Active	16	5	0	5	45.45%	14		0		2	R	SC	0		
	Exc Award (06/30/2017)																	
43349	DEEPBROOK WALDEC	01/31/1984	Active	23	3	1	2	9.52%	21	16	2		2	N	T,M,SC	3	\$200.00	
	Exc Award (06/30/2017)																	
105843	DIGBY AND AREA	06/19/2009	Active	13	2	0	2	18.18%	11		0			IP	SC	0		
13774	EASTERN PASSAGE COW BAY	03/07/1972	Active	44	14	18	-4	-8.33%	49	8	0				S,T,M,VP,SC	1	\$1,512.49	
	Exc Award (06/30/2018, 06/30/2019)																	
13775	ENFIELD/ELMSDALE & DISTRICT	07/31/1972	Active	21	4	0	4	23.53%	17		2		4		VP,SC	0		
46293	FALL RIVER & RIVERLAKE DIST	06/13/1986	Active	19	3	3	0	0.00%	19	7	2		9	R	M,SC	10		
46024	GLACE BAY	04/01/1986	Active	10	1	2	-1	-9.09%	11	6	3		8	R	SC	4		
43227	HANTSPORT & DISTRICT L C	12/27/1983	Active	16	0	0	0	0.00%	17		0		2		VP,SC	3	\$200.00	
	Exc Award (06/30/2016, 06/30/2022)																	
13777	HUBBARDS AREA L C	06/08/1973	Active	22	0	0	0	0.00%	20		11		6	N	M,VP,SC	24+		
13779	KENTVILLE	01/17/1949	Active	13	2	0	2	18.18%	11		0		3		T,M,VP,SC	5		
13780	KINGSTON	02/14/1961	Active	74	7	14	-7	-8.64%	81	9	0			N		0	\$1,143.89	
	Exc Award (06/30/2016, 06/30/2019, 06/30/2020)																	
35733	LAKE ECHO AND AREA	06/30/1978	Active	34	3	3	0	0.00%	35	1	1		3	R	SC	3		
45102	LAWRENCETOWN & DISTRICT	06/27/1985	Active	15	1	3	-2	-11.76%	16	25	1			IP		2	\$138.86	
	Exc Award (06/30/2017)																	
13781	LIVERPOOL	04/13/1964	Active	18	0	1	-1	-5.26%	19	11	6				T,M,VP,SC	24+		
36114	LOCKEPORT	10/30/1978	Active	6	0	0	0	0.00%	6		13	1	None		P,S,T,M,VP SC	24+		
13783	LOUISDALE	04/17/1969	Active	19	0	0	0	0.00%	19		14	1	None		P,S,T,M,VP SC	24+		
13785	METEGHAN	05/10/1957	Active	30	0	3	-3	-9.09%	39	27	0			N	SC	3		
13786	MIDDLETON	11/08/1945	Active	19	1	1	0	0.00%	19	2	1			N	SC	1	\$156.21	
30236	MILFORD & DISTRICT	02/10/1975	Active	22	3	1	2	10.00%	20	8	2			N	SC	3	\$132.49	



Club Health Assessment for District N 2 through April 2025

			Status	Membership							Reports					Finance		LCIF
Club Number	Club Name	Charter Date		Current Member Count	YTD Members Added	YTD Members Dropped	YTD Net Growth	YTD Net Growth%	Member Count 12 Months Ago	Avg. length of service for dropped members	Months Since Last MMR ***	Yrs. Since Last Officer Report	President Rotation	Vice President Reported ****	Months Since Last Activity Report ***	Account Balance	Donations for current Fiscal Year	
			Number of times on status quo within last two years	If below 15 members appears				If net loss is greater than 20% appears			If no report in 3 months appears in	When more than one year appears in	Number of repeat terms	Notes the officers that do not have an active	If no report at 12 months appears in red			
40729	MUSQUODOBOIT HARBOUR & DIST Exc Award (06/30/2024)	01/20/1982	Active	42	5	4	1	2.44%	38	7	1			M,VP,SC	0			
13787	MUSQUODOBOIT VALLEY L C	02/07/1973	Active	19	1	1	0	0.00%	20	2	0			N	P,VP	3		
44835	NEW GERMANY & AREA Exc Award (06/30/2016, 06/30/2018)	04/23/1985	Active	31	6	3	3	10.71%	31	8	0		2	R		0		
13790	NEW WATERFORD	04/25/1948	Active	5	0	0	0	0.00%	5		14	1	None	P,S,T,M,VP SC	N/R			
150192	Nova Scotia Cyber Exc Award (06/30/2022)	03/17/2022	Active	11	0	1	-1	-8.33%	12	4	1		3	P,T,M,VP,SC	1		\$466.33	
13791	OXFORD AREA	09/04/1959	Active	10	1	0	1	11.11%	10		8			N	P,M,SC	13	\$693.84	
13792	PARRSBORO	05/07/1946	Active	31	0	5	-5	-13.89%	37	7	0		4	R	M,SC	16		
13793	PICTOU AND AREA	08/30/1951	Active	17	4	0	4	30.77%	13		1		7	R	SC	0		
13795	PORT WILLIAMS & DISTRICT	02/26/1970	Active	27	3	3	0	0.00%	27	19	4		2	N	SC	6	\$1,000.00	
33534	PRESTON & AREA	03/22/1977	Active	13	0	1	-1	-7.14%	14	19	3				VP,SC	7		
36887	PUBNICO AREA L C	04/23/1979	Active	17	5	0	5	41.67%	10		1		2	N	M,VP,SC	9	\$486.00	
13797	RIVER JOHN & DISTRICT	01/30/1970	Active	22	7	2	5	29.41%	17	5	1			R	VP,SC	9		
97417	RIVERPORT AND DISTRICT	06/28/2006	Active	12	1	2	-1	-7.69%	13	6	0		2	N	M	16		
13798	SACKVILLE NS	02/16/1970	Active	43	16	8	8	22.86%	37	29	0			N	T,VP	0		
13801	SHEET HARBOUR	12/17/1947	Active	41	2	1	1	2.50%	40	7	4		2		M,VP,SC	16		
13802	SHELBURNE	04/06/1963	Active	24	4	3	1	4.35%	23	17	1		6	R	VP	1		
13803	SHUBENACADIE	11/04/1946	Active	11	3	2	1	10.00%	10	7	3				M,VP,SC	2	\$287.78	
115117	SPRINGHILL AND AREA Exc Award (06/30/2017)	09/22/2011	Active	8	0	1	-1	-11.11%	9	13	8		2	N	M,SC	1		
13805	SPRYFIELD	03/19/1957	Active	19	3	1	2	11.76%	17	5	0		5	N	SC	0		
47484	ST MARGARET'S BAY	06/18/1987	Active	18	1	0	1	5.88%	19		0			R		0		
13800	ST MARYS DISTRICT L C	01/26/1973	Active	37	0	0	0	0.00%	41		8			N	SC	4		
13799	ST PETERS	05/19/1969	Active	32	0	1	-1	-3.03%	33	20	1			N	VP,SC	14	\$347.14	



Club Health Assessment for District N 2 through April 2025

			Status								Membership								Reports					Finance		LCIF
Club Number	Club Name	Charter Date									Current Member Count	YTD Members Added	YTD Members Dropped	YTD Net Growth	YTD Net Growth%	Member Count 12 Months Ago	Avg. length of service for dropped members	Months Since Last MMR ***	Yrs. Since Last Officer Report	President Rotation	Vice President Reported ****	Months Since Last Activity Report ***	Account Balance	Donations for current Fiscal Year		
			Number of times on status quo within last two years								If below 15 members appears					If net loss is greater than 20% appears		If no report in 3 months appears in	When more than one year appears in	Number of repeat terms	Notes the officers that do not have an active	If no report at 12 months appears in red				
13806	STELLARTON & AREA	03/07/1965	Active								14	0	3	-3	-17.65%	17	4	0		None	P,VP	1				
13807	SYDNEY	01/26/1948	Active								9	0	0	0	0.00%	9		8		4	N	P,M,SC	14			
13811	TRURO & DISTRICT	02/16/1946	Active								17	4	6	-2	-10.53%	20	16	1			N	P,M,VP	5	\$241.61		
Exc Award (06/30/2023)																										
13812	WHYCOCOMAGH	12/17/1969	Active								4	0	0	0	0.00%	4		10		7	R	M,VP	0	\$71.94		
13813	WINDSOR & DIST	05/31/1961	Active								10	0	2	-2	-16.67%	14	3	5				VP	4	\$1,709.76		
Exc Award (06/30/2023)																										
13814	WOLFVILLE & DIST	06/09/1950	Active								26	3	4	-1	-3.70%	26	12	0		2		VP	0			
Exc Award (06/30/2019)																										
13815	YARMOUTH	04/06/1956	Active								43	1	2	-1	-2.27%	42	30	3		2	N	SC	0	\$139.59		
Current Total Clubs Count	YTD New Clubs Count	YTD Cancelled Clubs Count	YTD Net Club Gain	Current Total Members Count	YTD Add	YTD Drop	YTD Net Growth	YTD Net Growth %	Member Count 12 Months Ago	Average Member Count Per Club	% of Clubs with less than 20 members	% No MMR in 3 Months	% No Officer Report in 12 Months	% of Clubs with balance 90+ days	Number of Clubs in Status Quo	% Status Quo Clubs in Financial Suspension	Number of Cancelled Clubs	Average Cancelled Club Age	Members Lost Due to Cancellation	% of Clubs Cancelled for Non-Financial Reasons						
66	0	2	-2	1,594	173	159	14	0.89%	1,607	24	50%	32%	5%	2%	0	0%	2	25	17	50%						

* - P - Priority Club. Cancellation Reasons: 1-Objectives/conduct, 2-Non-active club, 5-Non-existing club, 6-Disbanding, 7-Merger, 8-Financial Suspension, 9-District/Multiple District Dues.

** - Abbreviation: P-President, S-Secretary, T-Treasurer, M-Member Chairperson, VP-First Vice President, MC-Communications Chairperson, SC-Service Chairperson

*** - Abbreviation: N/R - Never reported using the Lions Clubs website, N/A - Not applicable, No password registered for the Lions Clubs website.

**** - Abbreviation: N - New, IP - Immediate Past, R - Repeat.



Club Health Assessment for District N 3 through April 2025

			Status	Membership						Reports						Finance	LCIF
Club Number	Club Name	Charter Date		Current Member Count	YTD Members Added	YTD Members Dropped	YTD Net Growth	YTD Net Growth%	Member Count 12 Months Ago	Avg. length of service for dropped members	Months Since Last MMR ***	Yrs. Since Last Officer Report	President Rotation	Vice President Reported ****	Months Since Last Activity Report ***	Account Balance	Donations for current Fiscal Year
			Number of times on status quo within last two years	If below 15 members appears				If net loss is greater than 20% appears			If no report in 3 months appears in	When more than one year appears in	Number of repeat terms	Notes the officers that do not have an active	If no report at 12 months appears in red		
Clubs less than two years old																	
156819	Badger	01/11/2024	Active	17	0	0	0	0.00%	23		9		2	R	SC	0	\$101.37
156093	Bay St George CNA Campus	09/22/2023	Active	4	0	0	0	0.00%	23		11		2		S,T,M,VP,SC	18	90+ Days
157316	Grand Falls-Windsor CNA	02/02/2024	Active	20	0	0	0	0.00%	20		13		2	R	M,SC	N/R	90+ Days
157317	Grand Falls-Windsor Keyin	02/05/2024	Active	9	0	2	-2	-18.18%	11	1	13		None	N	P,S,M,SC	N/R	
157197	MUN Grenfell	01/29/2024	Active	9	4	22	-18	-66.67%	27	2	1		2	N	S,M,VP	6	
Clubs more than two years old																	
35358	ANCHOR POINT Exc Award (06/30/2017)	04/28/1978	Active	23	0	4	-4	-14.81%	27	5	0		2	N	M,SC	0	\$1,000.00
140425	Baie Verte Peninsula	12/11/2019	Active	27	11	3	8	42.11%	19	4	0		5	R	SC	0	\$500.00
13821	BISHOPS FALLS	04/22/1966	Active	34	5	10	-5	-12.82%	39	5	0		None		P,T,M,VP,SC	1	
135380	Blanc Sablon Centennial	08/01/2018	Active	18	0	0	0	0.00%	18		0		6	R	SC	14	\$381.07
13823	BOTWOOD Exc Award (06/30/2017, 06/30/2022)	10/15/1951	Active	46	6	13	-7	-13.21%	53	15	3		2	R		1	\$381.43
13824	BUCHANS Exc Award (06/30/2017, 06/30/2018)	11/18/1960	Active	26	2	3	-1	-3.70%	27	20	0		None		P,M,VP,SC	1	
13825	BURGEO	05/19/1972	Active	23	2	2	0	0.00%	23	20	0			N	M,VP,SC	3	\$138.86
13828	CHANNEL PORT AUX BASQUES Exc Award (06/30/2017, 06/30/2018, 06/30/2020)	02/02/1951	Active	40	8	10	-2	-4.76%	42	4	0		2	R	S,M,SC	0	\$693.02
130864	Conne River Aosamijij Miawpukek First Nation	05/17/2017	Active	26	0	1	-1	-3.70%	26	3	0		8	N	M,SC	2	\$1,013.65
13831	CORNER BROOK Exc Award (06/30/2017, 06/30/2023)	05/26/1948	Active	13	0	2	-2	-13.33%	15	27	4		4	R		3	\$726.72
36711	CORNER BROOK CURLING	03/22/1979	Active	23	4	4	0	0.00%	23	18	0		2		M,VP,SC	1	90+ Days
13832	DEER LAKE	07/30/1953	Active	19	2	0	2	11.76%	17		0		2		M,VP,SC	0	\$1,252.62
13835	ENGLISH HARBOUR WEST	12/21/1973	Active	40	1	4	-3	-6.98%	43	5	1		None		P,M,VP,SC	1	\$347.14
13836	FLOWERS COVE	10/10/1966	Active	32	14	2	12	60.00%	20	39	0		6	N	M,VP,SC	19	




Club Health Assessment for District N 3 through April 2025

			Status	Membership							Reports					Finance		LCIF	
Club Number	Club Name	Charter Date		Current Member Count	YTD Members Added	YTD Members Dropped	YTD Net Growth	YTD Net Growth%	Member Count 12 Months Ago	Avg. length of service for dropped members	Months Since Last MMR ***	Yrs. Since Last Officer Report	President Rotation	Vice President Reported ****	Months Since Last Activity Report ***	Account Balance	Donations for current Fiscal Year		
			Number of times on status quo within last two years	If below 15 members appears					If net loss is greater than 20% appears					If no report in 3 months appears in	When more than one year appears in	Number of repeat terms	Notes the officers that do not have appears in an active	If no report at 12 months red	
45103	FORTEAU	06/18/1985	Active	30	2	0	2	7.14%	28		6			N	P,SC	1		\$253.00	
137415	Grand Falls-Windsor	02/11/2019	Active	26	14	0	14	116.67%	14		2		None		P,T,M,VP,SC	0		\$347.14	
35054	GREEN ISLAND L C	02/21/1978	Active	22	0	2	-2	-8.33%	24	47	3		6	R	P,T,M,VP,SC	0		\$277.71	
13843	HARBOUR BRETON	11/26/1965	Active	37	5	2	3	8.82%	35	14	2		2		M,VP,SC	0		\$405.46	
30265	HERMITAGE	02/25/1975	Active	26	0	0	0	0.00%	26		12		9	R	T,M,VP,SC	0	90+ Days	\$1,013.65	
15031	LABRADOR CITY	06/13/1961	Active	12	0	0	0	0.00%	12		12		6	R	T,M,VP,SC	1		\$347.14	
Exc Award (06/30/2016)																			
13846	LEWISPORTE	11/23/1951	Active	11	0	3	-3	-21.43%	13	3	0			N	SC	0			
47251	MARYS HARBOUR	04/29/1987	Active	6	0	0	0	0.00%	6		12				M,VP,SC	13			
13849	MILLTOWN BAIE D'ESPOIR	05/23/1972	Active	53	4	1	3	6.00%	49	17	2		2		M,VP,SC	0		\$345.88	
13851	NEW WORLD ISLAND	11/23/1960	Cancelled(6*)	0	0	13	-13	-100.00%	13	36	3		None		P,S,T,M,VP SC	12			
123558	NL Green Bay South	01/06/2015	Active	21	2	12	-10	-32.26%	31	5	2		3	R	P,VP,SC	18		\$50.00	
Exc Award (06/30/2016)																			
142135	NL Sight First	07/08/2020	Active(2)	6	5	1	4	200.00%	5	14	2				M,VP,SC	15			
143893	Norris Arm and Area	12/08/2020	Cancelled(6*)	0	0	16	-16	-100.00%	16	3	2		None		P,S,T,M,VP SC	13	90+ Days		
13853	NORRIS POINT	06/01/1965	Active	21	1	1	0	0.00%	21	3	2		3	R	M,SC	1		\$1,379.26	
Exc Award (06/30/2017, 06/30/2024)																			
13855	PASADENA	11/20/1965	Active	33	4	1	3	10.00%	30	3	0			N	SC	0		\$405.46	
Exc Award (06/30/2016, 06/30/2017, 06/30/2020)																			
146488	Port Hope Simpson	06/03/2021	Active	10	0	0	0	0.00%	10		12		3		S,M,VP	18			
28183	RAMEA	03/28/1974	Active	30	1	7	-6	-16.67%	36	9	3		4	R	M,VP,SC	0		\$173.31	
Exc Award (06/30/2017)																			
35359	SANDY COVE	04/14/1978	Active	23	0	0	0	0.00%	23		5			R	M,SC	14		\$348.96	
13864	SPRINGDALE	05/20/1953	Active	29	0	3	-3	-9.38%	32	20	1				VP,SC	6			
30589	ST ALBANS	04/11/1975	Active	32	1	2	-1	-3.03%	33	9	2			N	VP,SC	16		\$101.37	
13858	ST ANTHONY	09/19/1963	Active	11	3	7	-4	-26.67%	15	24	1		2		M,VP,SC	19		\$694.28	



Club Health Assessment for District N 3 through April 2025

			Status	Membership							Reports					Finance	LCIF
Club Number	Club Name	Charter Date		Current Member Count	YTD Members Added	YTD Members Dropped	YTD Net Growth	YTD Net Growth%	Member Count 12 Months Ago	Avg. length of service members	Months Since Last MMR ***	Yrs. Since Last Officer Report	President Rotation	Vice President Reported ****	Months Since Last Activity Report ***	Account Balance	Donations for current Fiscal Year
			Number of times on status quo within last two years	If below 15 members appears				If net loss is greater than 20% appears			If no report in 3 months appears in	When more than one year appears in	Number of repeat terms	Notes the officers that do not have appears in an active	If no report at 12 months red		
13865	STEPHENVILLE	11/11/1952	Active	44	6	2	4	10.00%	41	1	2			N	1		\$1,615.10
	Exc Award (06/30/2017, 06/30/2018)																
13863	STEPHENVILLE CROSSING	06/21/1956	Active	14	2	4	-2	-12.50%	12	2	2		8	N	M,SC	0	\$277.21
	Exc Award (06/30/2017)																
44836	SUMMERSIDE	04/09/1985	Active	13	0	2	-2	-13.33%	15	1	1		2	N	P,M,SC	4	
	Exc Award (06/30/2019)																
30356	THREE RIVERS	03/19/1975	Active	28	4	5	-1	-3.45%	29	4	0				P,T,M,VP,SC	0	\$208.28
	Exc Award (06/30/2017)																
35552	TROUT RIVER	05/15/1978	Active	29	2	0	2	7.41%	27		0		2	N	M,VP,SC	0	\$69.79
13868	TWILLINGATE	05/26/1953	Active	33	3	3	0	0.00%	33	12	2			N	VP,SC	0	\$171.16
	Exc Award (06/30/2016, 06/30/2017, 06/30/20)																
13869	UNITED TOWNS L C	08/21/1973	Active	23	4	1	3	15.00%	20	9	0		6	R	VP	1	
	Exc Award (06/30/2016)																
135381	Viking Trail Centennial	07/12/2018	Active	4	0	0	0	0.00%	4		12		4	R	M,VP,SC	18	

Clubs Cancelled Previous Fiscal Year – Clubs Cancelled within last 12 months may be reinstated

Club Number	Club Name	Charter Date	Current Status*	Cancellation Date
133116	Grenfell Campus	11/16/2017	Cancelled(6*)	04/29/2024

Current Total Clubs Count	YTD New Clubs Count	YTD Cancelled Clubs Count	YTD Net Club Gain	Current Total Members Count	YTD Add	YTD Drop	YTD Net Growth	YTD Net Growth %	Member Count 12 Months Ago	Average Member Count Per Club	% of Clubs with less than 20 members	% No MMR in 3 Months	% No Officer Report in 12 Months	% of Clubs with balance 90+ days	Number of Clubs in Status Quo	% Status Quo Clubs in Financial Suspension	Number of Cancelled Clubs	Average Cancelled Club Age	Members Lost Due to Cancellation	% of Clubs Cancelled for Non-Financial Reasons
46	0	2	-2	1,076	122	170	-48	-4.27%	1,149	23	35%	33%	0%	9%	0	0%	2	37	29	100%

* - P - Priority Club. Cancellation Reasons: 1-Objectives/conduct, 2-Non-active club, 5-Non-existing club, 6-Disbanding, 7-Merger, 8-Financial Suspension, 9-District/Multiple District Dues.

** - Abbreviation: P-President, S-Secretary, T-Treasurer, M-Member Chairperson, VP-First Vice President, MC-Communications Chairperson, SC-Service Chairperson

*** - Abbreviation: N/R - Never reported using the Lions Clubs website, N/A - Not applicable, No password registered for the Lions Clubs website.

**** - Abbreviation: N - New, IP - Immediate Past, R - Repeat.



Club Health Assessment for District N 4 through April 2025

Club Number	Club Name	Charter Date	Status	Membership							Reports					Finance	LCIF
				Current Member Count	YTD Members Added	YTD Members Dropped	YTD Net Growth	YTD Net Growth%	Member Count 12 Months Ago	Avg. length of service for dropped members	Months Since Last MMR ***	Yrs. Since Last Officer Report	President Rotation	Vice President Reported ****	Months Since Last Activity Report ***	Account Balance	Donations for current Fiscal Year
			Number of times on status quo within last two years	If below 15 members appears				If net loss is greater than 20% appears			If no report in 3 months appears in	When more than one year appears in	Number of repeat terms	Notes the officers that do not have an active	If no report at 12 months red		
Clubs more than two years old																	
13817	ALEXANDER BAY L C	01/03/1974	Active	16	1	1	0	0.00%	16	0	1		6	R	M,VP,SC	5	\$1,007.22
13818	ARNOLDS COVE	02/07/1968	Active	19	0	1	-1	-5.00%	20	19	2		3	N	T,M,VP,SC	0	
48422	BACCALIEU	04/11/1988	Active	27	1	6	-5	-15.63%	32	14	0			N	SC	2	\$231.74
13819	BADGERS QUAY	03/05/1956	Active	22	1	2	-1	-4.35%	23	2	0		2	R		1	\$348.05
Exc Award (06/30/2017, 06/30/2023, 06/30/20																	
33676	BAY L'ARGENT	04/18/1977	Active	19	0	0	0	0.00%	19		12			N	P,T,M,VP,SC	12	90+ Days
13820	BAY ROBERTS	10/12/1964	Active	14	1	7	-6	-30.00%	21	10	0		6		T,M,VP,SC	4	
29952	BLOOMFIELD-MUSGRAVETO WN	11/27/1974	Active	23	0	0	0	0.00%	23		13		19		T,VP,SC	3	\$1,383.53
13822	BONAVISTA	01/15/1967	Active	40	4	1	3	8.11%	37	29	0		2	N	SC	0	\$708.68
37632	BRIMSTONE HEAD L C	10/30/1979	Active	25	4	1	3	13.64%	23	3	2		2	N	SC	0	
13829	CLARENVILLE	05/19/1964	Active	23	1	2	-1	-4.17%	24	5	3		2	R	SC	0	\$1,388.57
Exc Award (06/30/2023)																	
29798	COME BY CHANCE	09/10/1974	Active	14	1	1	0	0.00%	14	1	1			IP	M,SC	0	
13830	CONCEPTION BAY SOUTH	02/17/1971	Active	27	2	6	-4	-12.90%	31	9	2			N	M,SC	0	\$697.93
Exc Award (06/30/2018)																	
13833	DUNVILLE	02/26/1973	Active	29	0	1	-1	-3.33%	30	2	1		2	R	VP,SC	1	
46189	ENGLISH HARBOUR EAST	05/12/1986	Active	20	0	0	0	0.00%	20		0			N	SC	0	
36888	FORT POINT L C	04/23/1979	Active	29	2	1	1	3.57%	28	9	0			N	VP,SC	0	\$3,069.79
Exc Award (06/30/2024)																	
13838	FORTUNE	03/14/1970	Active	16	1	2	-1	-5.88%	17	25	0			N	SC	0	
13839	GAMBO	02/25/1968	Active	48	4	0	4	9.09%	42		1			N	SC	6	\$947.35
Exc Award (06/30/2017)																	
13840	GANDER	07/06/1948	Active	25	5	2	3	13.64%	22	25	1		2	R	SC	0	
Exc Award (06/30/2024)																	
29953	GARNISH	11/25/1974	Active	11	0	2	-2	-15.38%	14	5	4				S,M,VP,SC	6	\$537.44
Exc Award (06/30/2017)																	



Club Health Assessment for District N 4 through April 2025

Club Number	Club Name	Charter Date	Status	Membership							Reports					Finance	LCIF
				Current Member Count	YTD Members Added	YTD Members Dropped	YTD Net Growth	YTD Net Growth%	Member Count 12 Months Ago	Avg. length of service for dropped members	Months Since Last MMR ***	Yrs. Since Last Officer Report	President Rotation	Vice President Reported ****	Months Since Last Activity Report ***	Account Balance	Donations for current Fiscal Year
			Number of times on status quo within last two years	If below 15 members appears				If net loss is greater than 20% appears			If no report in 3 months appears	When more than one year appears in	Number of repeat terms	Notes the officers that do not have an active	If no report at 12 months appears in red		
31931	GOULDS Exc Award (06/30/2023)	03/18/1976	Active	51	7	1	6	13.33%	45	0	0			N SC	0		\$913.25
13841	GRAND BANK Exc Award (06/30/2024)	10/23/1951	Active	28	3	4	-1	-3.45%	29	3	1			N SC	1		\$768.00
31932	HANT'S HARBOUR	03/31/1976	P- Active(1)	4	2	0	2	100.00%	2		5			T,M,VP,SC	3		
36712	HARE BAY-DOVER LC	03/12/1979	Active	10	0	4	-4	-28.57%	14	8	2			N M	2		\$104.69
29631	INDIAN BAY Exc Award (06/30/2017)	07/23/1974	Active	28	1	1	0	0.00%	28	1	1			S,VP,SC	2		\$431.86
29272	MARYSTOWN	05/08/1974	Active	29	3	6	-3	-9.38%	32	15	0			N M,SC	1		
13847	MOUNT PEARL Exc Award (06/30/2024)	03/07/1956	Active	19	2	1	1	5.56%	22	47	0			VP	0		\$789.23
115872	MUN CAMPUS	01/13/2012	Active	8	2	11	-9	-52.94%	15	1	2		3	N M,SC	1		
39621	MUSGRAVE HARBOUR	03/27/1981	Active	6	2	1	1	20.00%	8	5	6			S,M,VP,SC	2		
13850	NEW HARBOUR DILDO	11/06/1969	Active	21	8	4	4	23.53%	22	13	2		None	N P,T,VP,SC	3		
13854	NORTH HARBOUR L C	01/16/1974	Active	12	1	1	0	0.00%	13	39	1		4	M,VP,SC	0		
134798	Paradise Centennial Exc Award (06/30/2024)	05/30/2018	Active	30	2	1	1	3.45%	29	1	1			R SC	1		\$863.07
13856	PLACENTIA	12/29/1960	Active	17	1	0	1	6.25%	16		0			N T,VP	6		\$719.44
33327	PORT REXTON AREA	02/25/1977	Active	19	1	2	-1	-5.00%	20	24	1		7	N M	2		
13857	PORT UNION	11/21/1957	Active	24	0	0	0	0.00%	24		12			N P,T,M,SC	15		\$523.45
32728	PORTUGAL COVE-ST PHILLIPS L C	09/27/1976	Active	27	6	4	2	8.00%	25	7	1		3	M,VP,SC	1		\$539.58
42067	POUCH COVE Exc Award (06/30/2023)	12/20/1982	Active	33	7	1	6	22.22%	27	41	0			R	0		\$1,198.92
37425	RANDOM L C Exc Award (06/30/2017, 06/30/2019)	07/05/1979	Active	20	2	5	-3	-13.04%	23	22	0			N	0		\$174.48
32931	SOUTHWEST ARM Exc Award (06/30/2023)	11/10/1976	Active	44	3	5	-2	-4.35%	46	23	2		2	R SC	0		\$347.14



Club Health Assessment for District N 4 through April 2025

Club Number	Club Name	Charter Date	Status	Membership							Reports					Finance	LCIF
				Current Member Count	YTD Members Added	YTD Members Dropped	YTD Net Growth	YTD Net Growth%	Member Count 12 Months Ago	Avg. length of service for dropped members	Months Since Last MMR ***	Yrs. Since Last Officer Report	President Rotation	Vice President Reported ****	Months Since Last Activity Report ***	Account Balance	Donations for current Fiscal Year
			Number of times on status quo within last two years	If below 15 members appears				If net loss is greater than 20% appears			If no report in 3 months appears	When more than one year appears in	Number of repeat terms	Notes the officers that do not have an active	If no report at 12 months appears in red		
43735	ST BRENDANS	04/05/1984	Active	18	0	1	-1	-5.26%	19	19	6			M,VP,SC	6		
13860	ST JOHNS	06/28/1948	Active	35	2	5	-3	-7.89%	40	20	0			N	SC	1	\$348.96
	Exc Award (06/30/2023)																
13861	ST LAWRENCE	05/14/1953	Active	4	0	1	-1	-20.00%	5	61	5		8	T,M,VP,SC	5		
48047	ST VINCENTS	01/19/1988	Active	9	0	0	0	0.00%	9		8		22	R	SC	1	
13866	SUNNYSIDE	02/05/1966	Active	19	0	5	-5	-20.83%	24	12	0			M,VP,SC	0		
	Exc Award (06/30/2017)																
46957	TERRENCEVILLE	02/26/1987	Active	18	0	0	0	0.00%	19		0			N	SC	0	(\$80.45)
	Exc Award (06/30/2023, 06/30/2024)																
124240	Torbay	02/25/2015	Active	11	2	6	-4	-26.67%	15	6	2			N	S,M,SC	6	\$730.13
29848	TREPASSEY	10/08/1974	Active	20	0	0	0	0.00%	20		6			T,M,VP,SC	2		\$422.34
13870	VICTORIA	04/23/1973	Active	7	0	2	-2	-22.22%	9	38	1		7	R	SC	2	
38298	WATERFORD HOSPITAL L C	04/15/1980	Active	12	0	3	-3	-20.00%	15	6	0		2	N		3	
29954	WHITBOURNE	11/25/1974	Active	12	0	3	-3	-20.00%	15	12	5		12	R	T,M,SC	1	

Clubs Cancelled Previous Fiscal Year – Clubs Cancelled within last 12 months may be reinstated

Club Number	Club Name	Charter Date	Current Status*	Cancellation Date
146064	Newfoundland & Labrador (NL) Childrens Health	06/03/2021	Cancelled(8*)	12/29/2023

Current Total Clubs Count	YTD New Clubs Count	YTD Cancelled Clubs Count	YTD Net Club Gain	Current Total Members Count	YTD YTD Add Drop	YTD Net Growth	YTD Net Growth %	Member Count 12 Months Ago	Average Member Count Per Club	% of Clubs with less than 20 members	% No MMR in 3 Months	% No Officer Report in 12 Months	% of Clubs with balance 90+ days	Number of Clubs in Status Quo	% Status Quo Clubs in Financial Suspension	Number of Cancelled Clubs	Average Cancelled Club Age	Members Lost Due to Cancellation	% of Clubs Cancelled for Non-Financial Reasons
49	0	0	0	1,042	85 114	-29	-2.71%	1,086	21	49%	24%	0%	2%	0	0%	0	0	0	0%

* - P - Priority Club. Cancellation Reasons: 1-Objectives/conduct, 2-Non-active club, 5-Non-existing club, 6-Disbanding, 7-Merger, 8-Financial Suspension, 9-District/Multiple District Dues.
** - Abbreviation: P-President, S-Secretary, T-Treasurer, M-Member Chairperson, VP-First Vice President, MC-Communications Chairperson, SC-Service Chairperson
*** - Abbreviation: N/R - Never reported using the Lions Clubs website, N/A - Not applicable, No password registered for the Lions Clubs website.
**** - Abbreviation: N - New, IP - Immediate Past, R - Repeat.